



1st Brazil - U.S. Biofuels Short Course
University of São Paulo
São Paulo, Brazil



Biomass-derived furanic compounds for the
production of fuels and chemical intermediates

Yuriy Román-Leshkov

California Institute of Technology
August 4th 2009

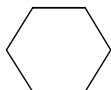
Biomass: A source of renewable carbon

Biomass is an attractive candidate as an alternative to petroleum:

1. The only abundant source of renewable carbon.
2. Lower CO₂ footprint.
3. Domestically available.


INCREASING NUMBER OF FUNCTIONAL GROUPS →

PETROLEUM
(Underfunctionalized)



Requires:

- Oxidation
- Amination
- Hydration



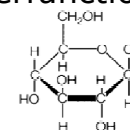
Over 100
years of R&D

Oxygenated fuels
Chemical
platforms
Specialty
chemicals

Requires:

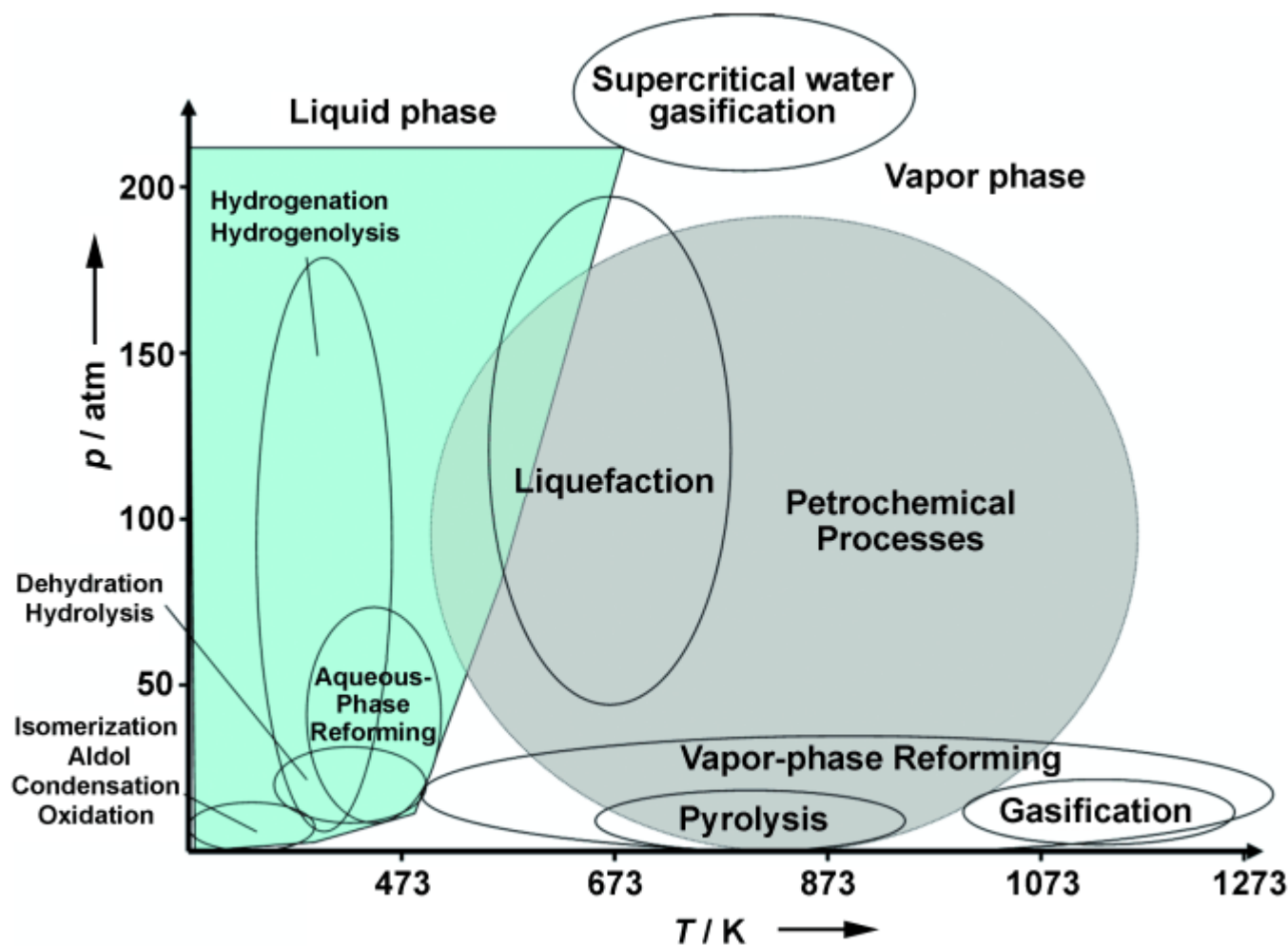
- Dehydration
- Hydrogenolysis
- Hydrolysis

BIOMASS
(Overfunctionalized)



Few years of R&D

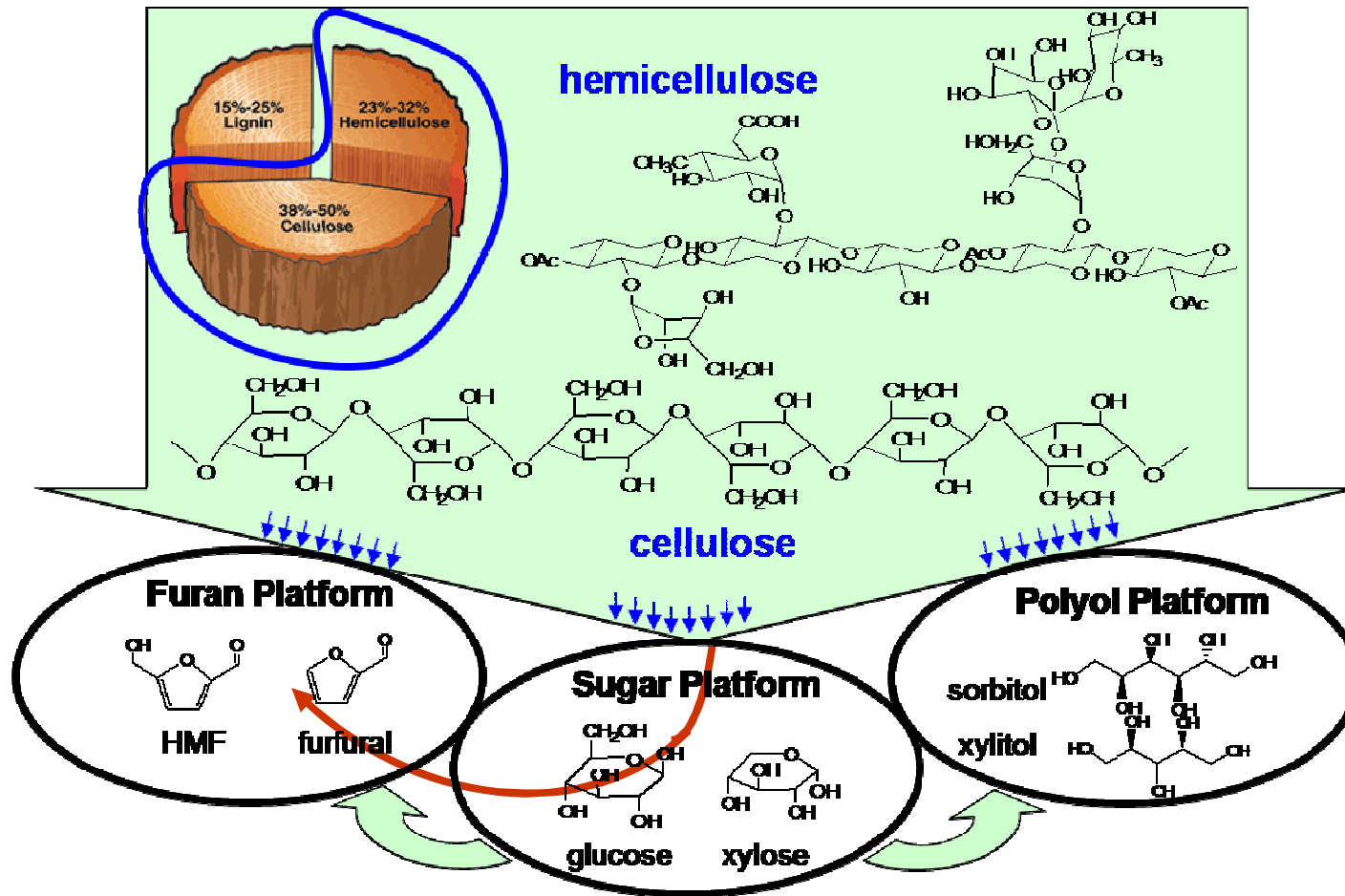
Biomass vs Petroleum Processing



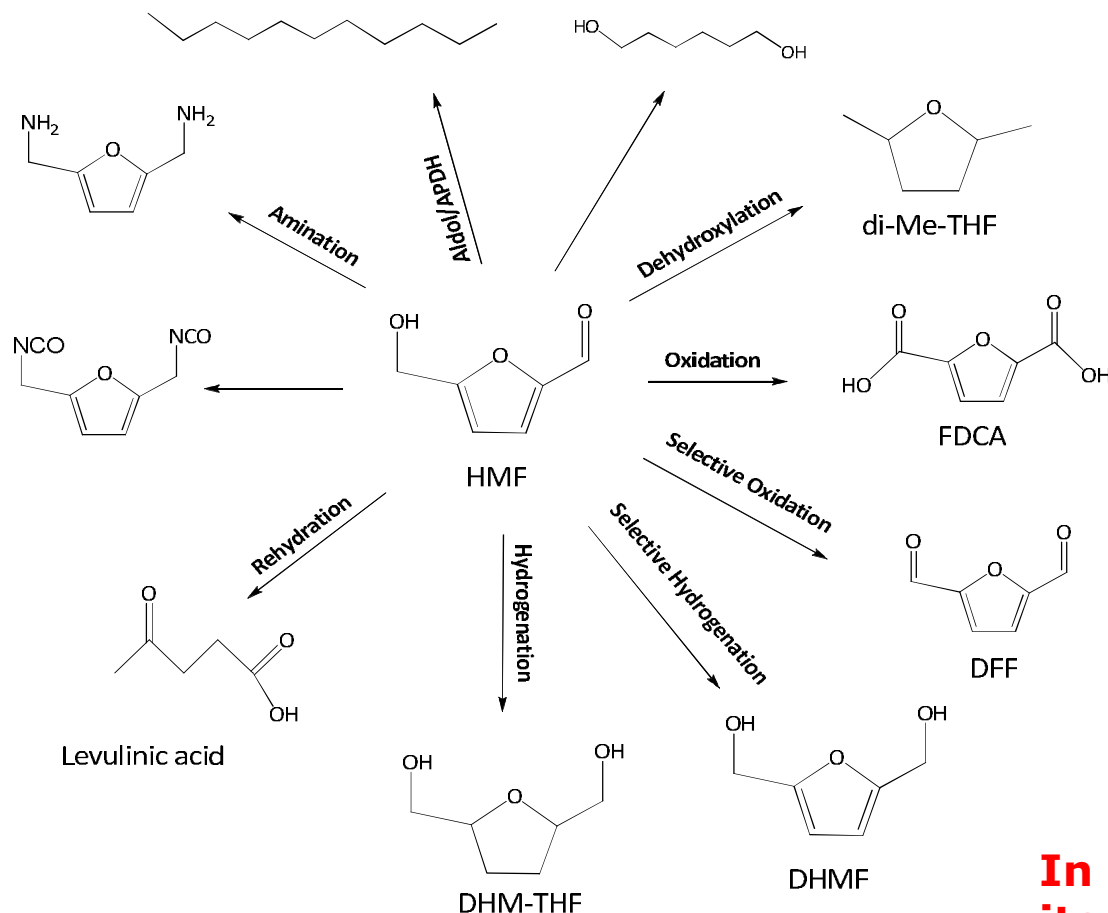
Juben N. Chheda, George W. Huber, & James A. Dumesic, *Angewandte Chemie Int. Ed.*, 46 (2007)

Introduction	HMF Synthesis	Salt-out effect	DMF	Liquid alkanes	Future Perspectives
--------------	---------------	-----------------	-----	----------------	---------------------

Strategies for thermochemical conversion



HMF as a chemical platform



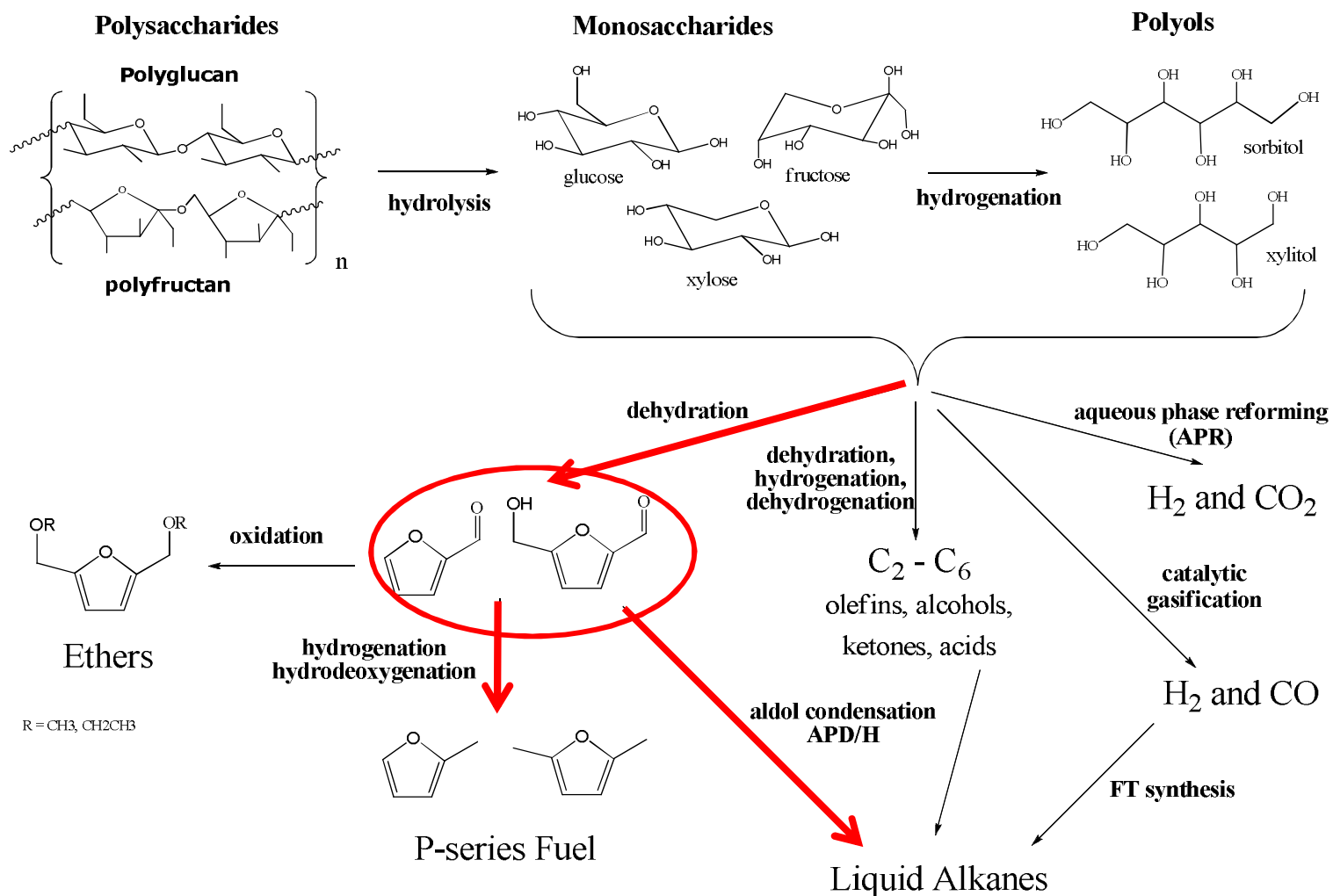
- Obtained by the acid-catalyzed dehydration of hexoses
- One of 30 top value-added chemicals from biomass¹
- Intermediate for various high volume polymers^{1,2}:
 - PET and PBT analogs
 - Polyurethanes
 - Polyamides
- Precursor to various fuels:
 - Diesel fuel (aldol-condensation)³
 - 2,5-dimethylfuran (DMF)⁴
 - Ethers⁵

In spite of HMF's great potential, its widespread production is currently hindered by high production costs, making it a chemical "sleeping giant".

1. T. Werpy & G. Petersen (PNNL), DOE Report, August 2004.
2. C. Moreau, M. N. Belgacem & A. Gandini, Topics Catal. 2004
3. G. Huber, J.Chheda, & J.A. Dumesic, Science, 2005
4. Y. Roman-Leshkov, C.J. Barrett, Z. Liu & J.A. Dumesic, Nature, 2007
5. A. Corma, et. al. J. of Catalysis, 2009

Introduction	HMF Synthesis	Salt-out effect	DMF	Liquid alkanes	Future Perspectives
--------------	---------------	-----------------	-----	----------------	---------------------

Roadmap for biomass-derived fuel components



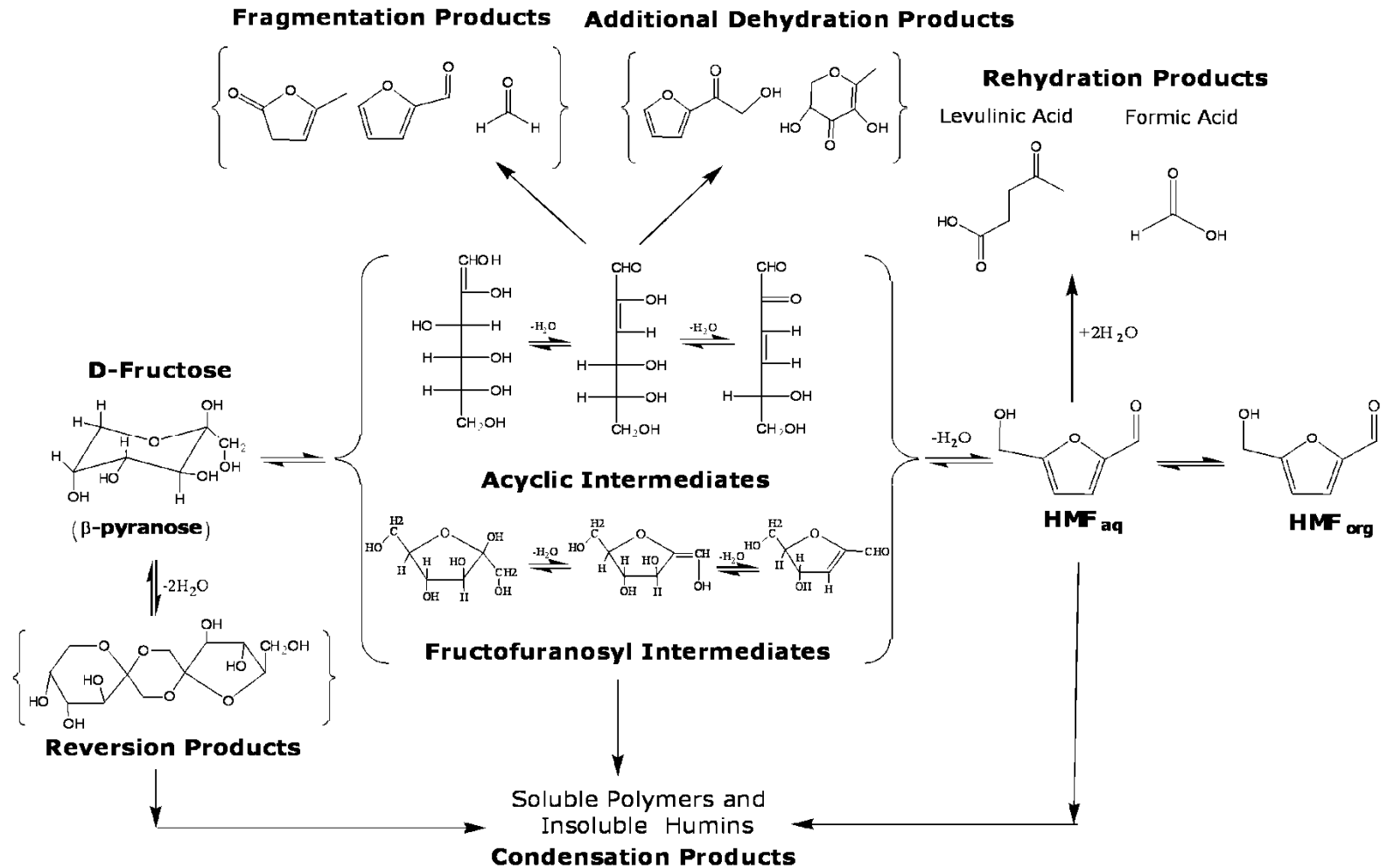
- 1) Juben N. Chheda, George W. Huber, & James A. Dumesic, *Angewandte Chemie Int. Ed.*, 46 (2007)
- 2) Yu-Chuan Lin and George W. Huber, *Energy Environ. Sci.*, 2 (2009)
- 3) Andrew A. Peterson, et. al. *Energy Environ. Sci.*, 1, 32 - 65 (2008)

Introduction	HMF Synthesis	Salt-out effect	DMF	Liquid alkanes	Future Perspectives
--------------	---------------	-----------------	-----	----------------	---------------------

Useful definitions

- **Conversion** of R = $\frac{\text{moles of R reacted}}{\text{moles of R initial}} = \frac{(\text{moles of R initial} - \text{moles of R final})}{\text{moles of R initial}}$
- **Selectivity** of P = $\frac{\text{moles of P produced}}{\text{moles of R reacted}} = \frac{\text{moles of P produced}}{(\text{moles of R initial} - \text{moles of R final})}$
- **Yield** of P = Conversion of R x Selectivity of P = $\frac{\text{moles of P produced}}{\text{moles of R initial}}$

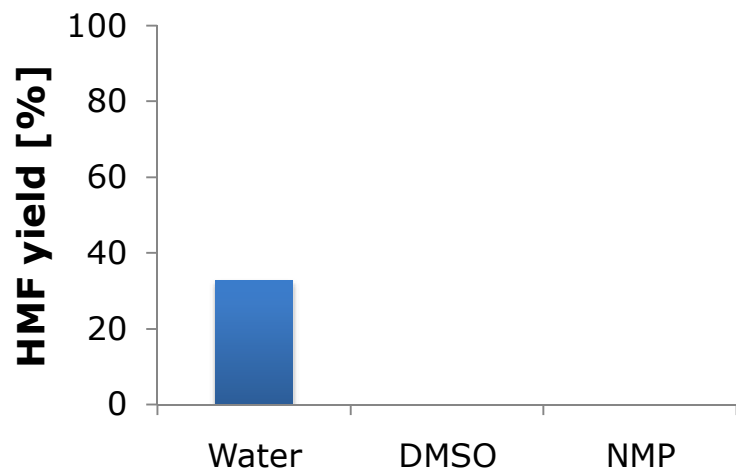
Dehydration reaction network



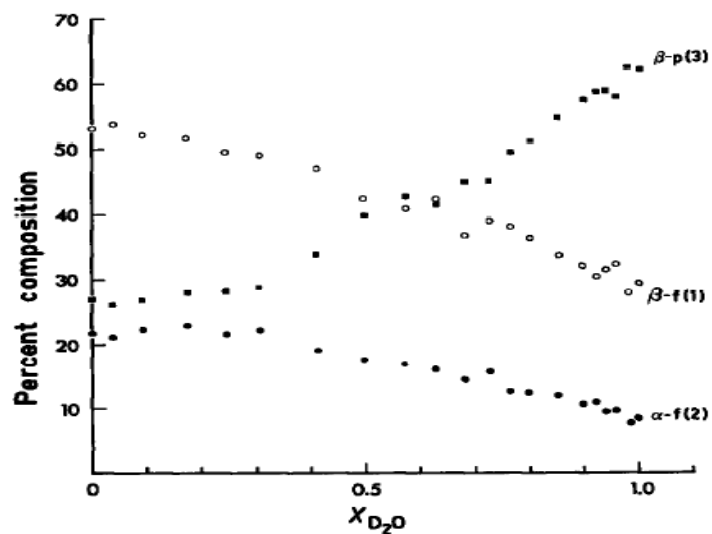
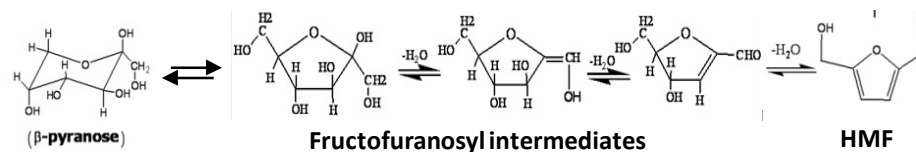
Introduction	HMF Synthesis	Salt-out effect	DMF	Liquid alkanes	Future Perspectives
--------------	---------------	-----------------	-----	----------------	---------------------

Solvent Effect

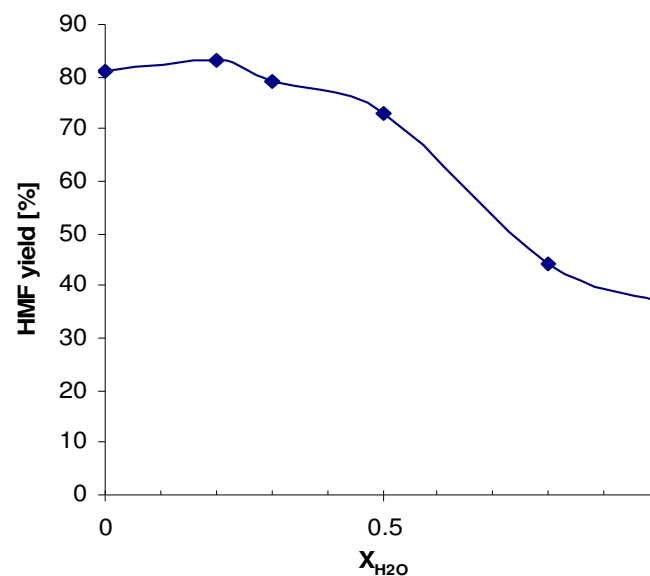
10 wt% Fructose with HCl



Possible reaction pathway:

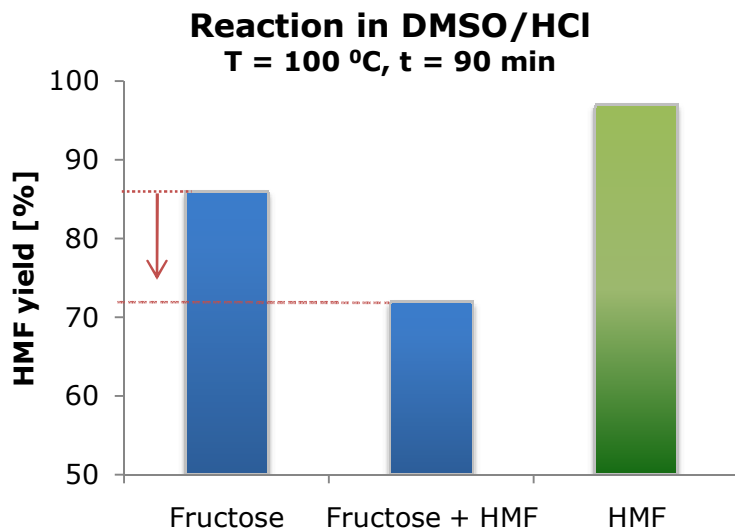


10 wt% Fructose, HCl 0.25M, T = 120 °C

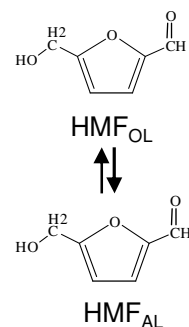


P. Dais and A. S. Perlin. Carbohydrate Research, 169 (1987)

Extracting solvent

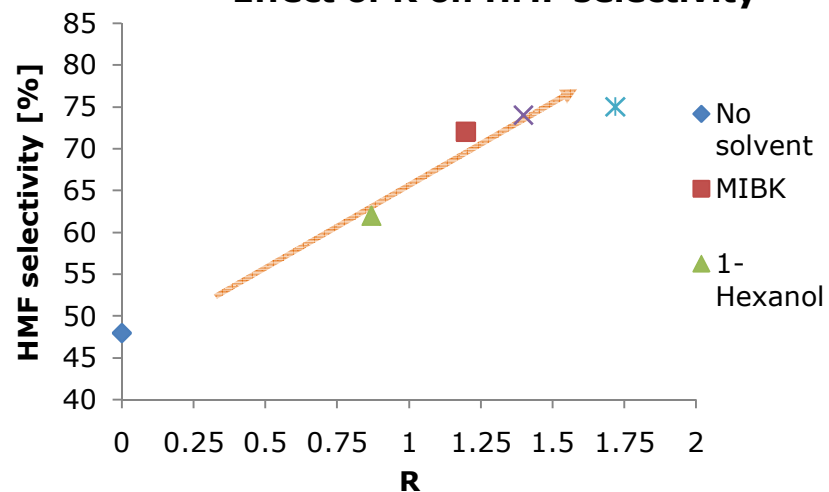


Biphasic system:




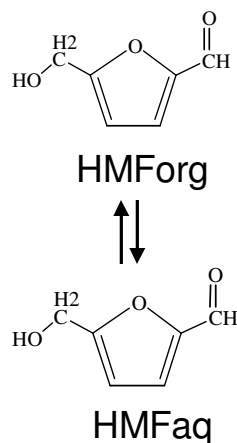
$$R = \frac{[HMF]_{OL}}{[HMF]_{AL}}$$

Effect of R on HMF selectivity



Biphasic reactor with chemical modifiers

$$R = \frac{[HMF]_{OL}}{[HMF]_{AL}}$$

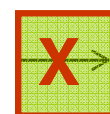
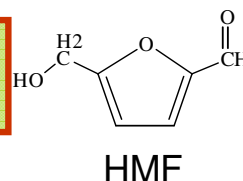
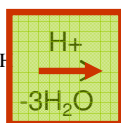
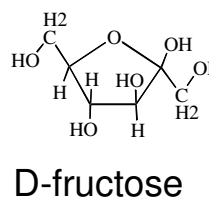


Organic Layer:

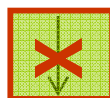
- MIBK
- Modifier:
 - 2-butanol

Aqueous Layer:

- Water
- Fructose
- Acid catalyst
- Modifiers:
 - DMSO
 - PVP

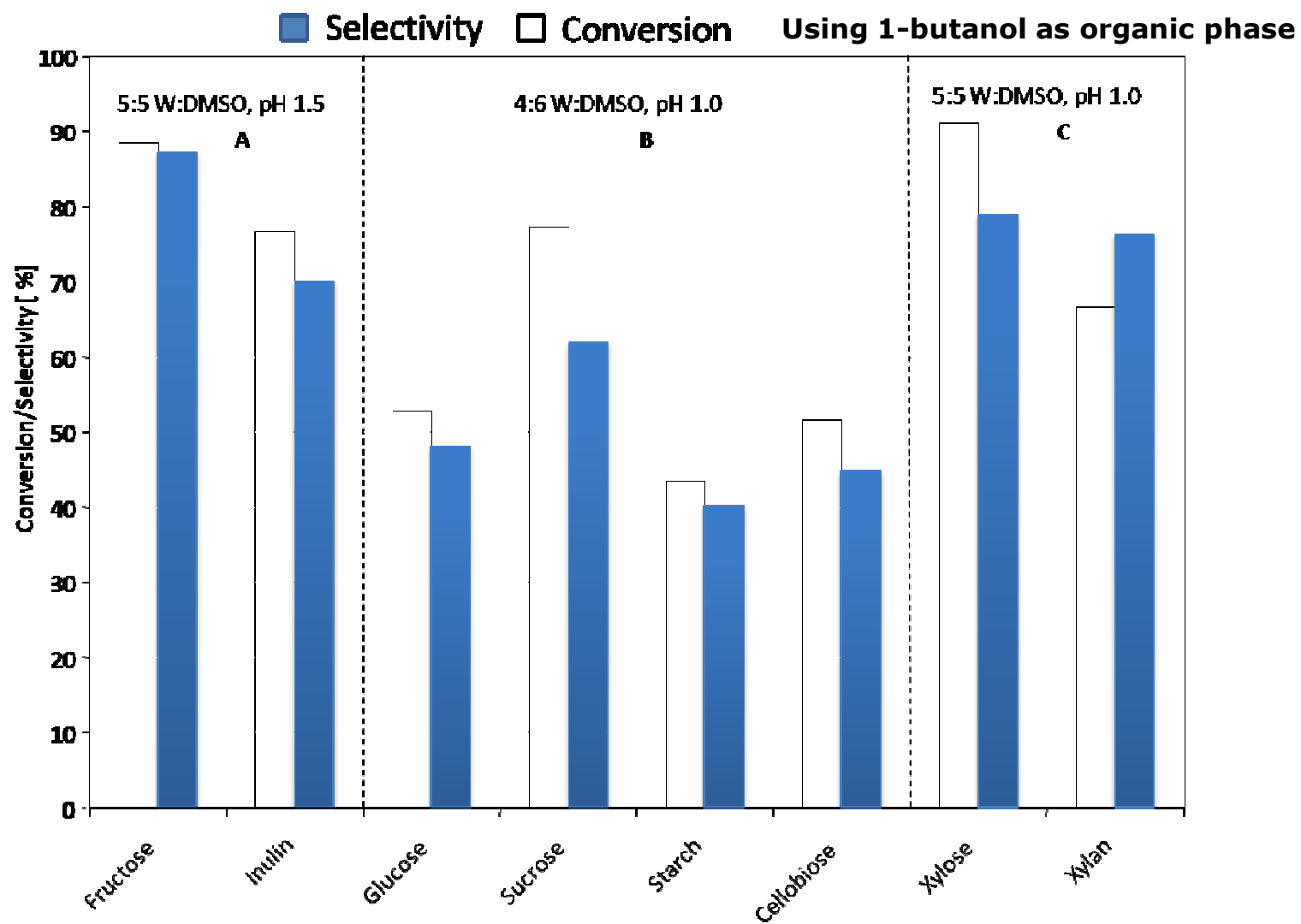


consecutive reactions

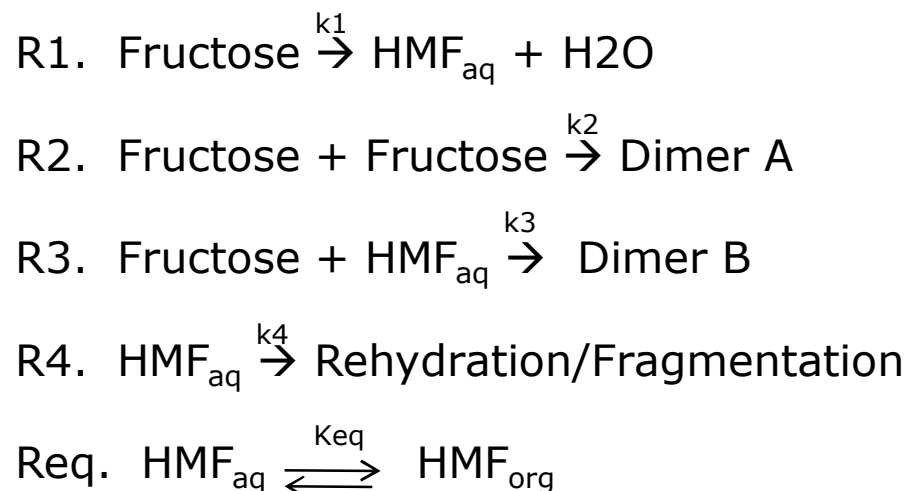


parallel reactions

Tunable biphasic system

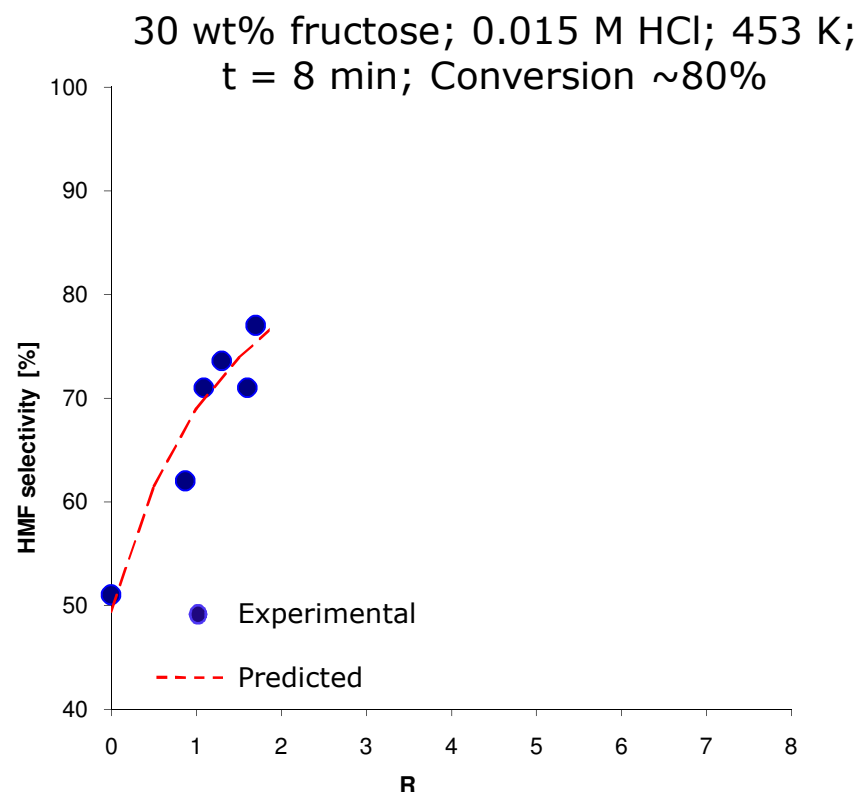


Kinetic Modeling



Assumptions for model:

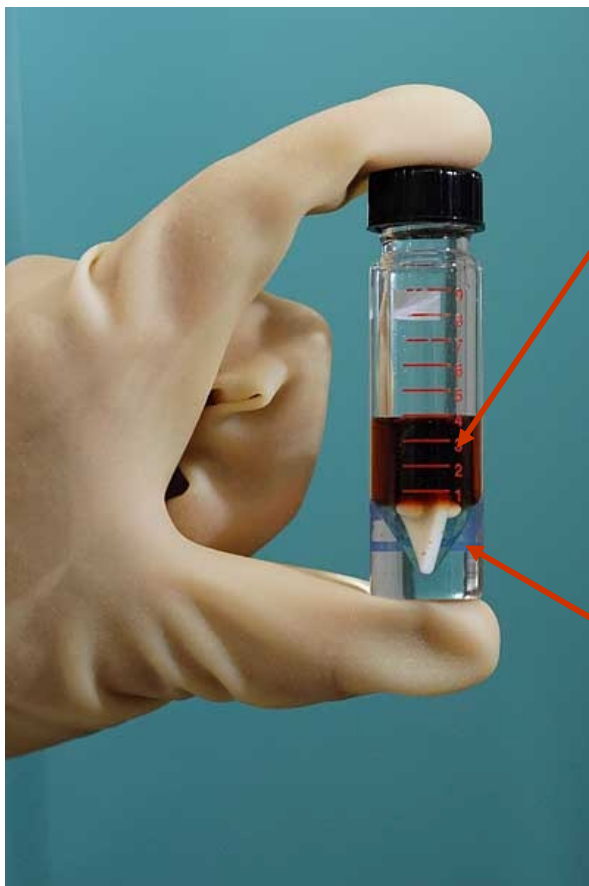
- Conversion = 80%
- [HCl] = 0.015 M (constant)
- Immediate partitioning of HMF into organic layer (i.e. forward rate constant of K_{eq} is very high)
- No density or volume changes
- Water produced not included



Predicted parameter values

k1	0.1952	1/min
k2	0.0079	L/(mol-min)
k3	0.1134	L/(mol-min)
k4	0.1345	1/min

Salting-out effect



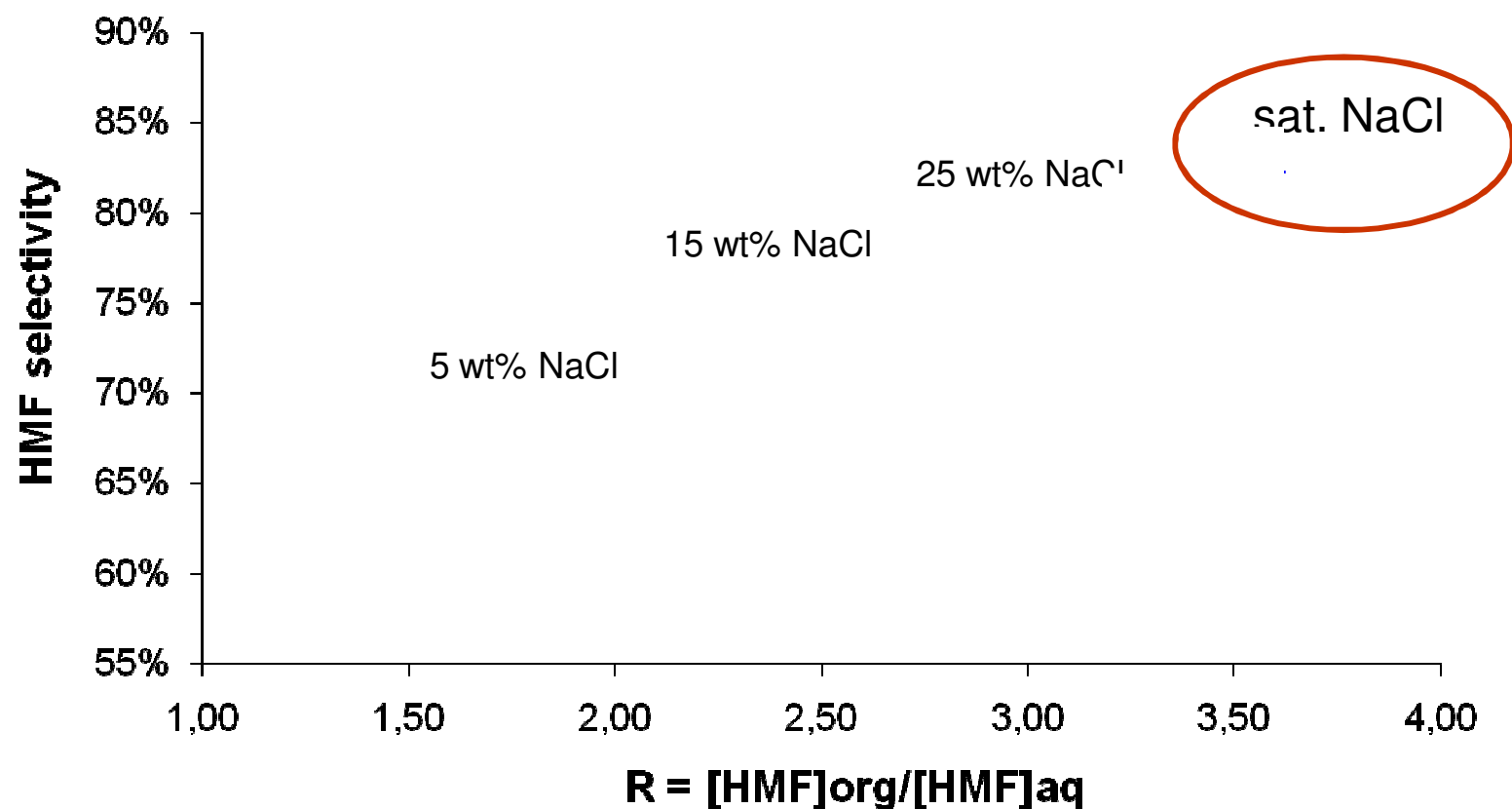
In these proportions ($V_{org}/V_{aq} = 3$), 2-butanol and water should make a single phase solution

Aqueous layer is saturated with a salt (e.g. NaCl)

- The aqueous solubility of certain compounds decreases in the presence of inorganic salts.
- Weak intermolecular forces (e.g., hydrogen bonds) between organic molecules or non-electrolytes and water are easily disrupted by the hydration of electrolytes.

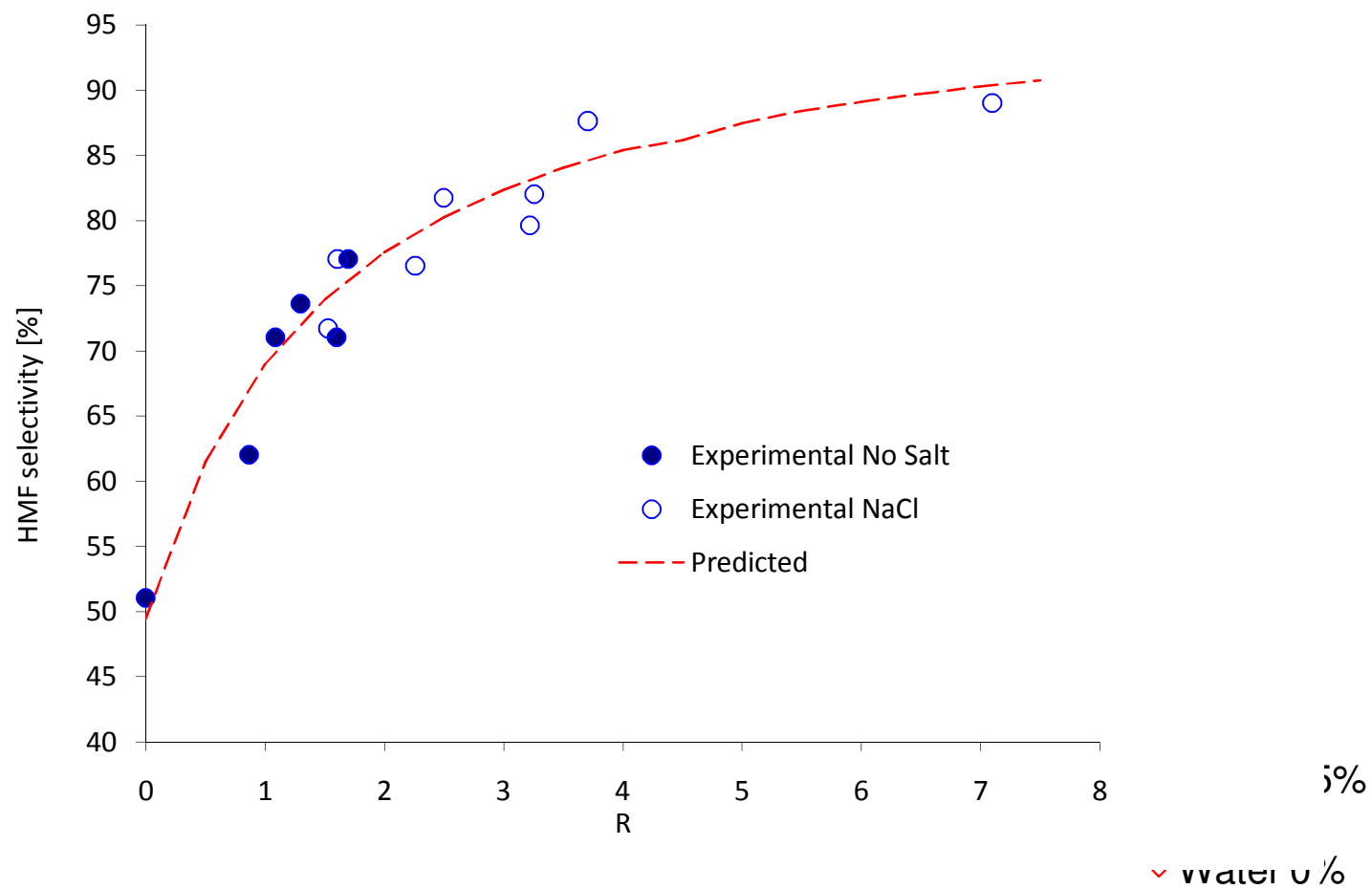
Effect of R on HMF selectivity

30 wt% fructose dehydration using 1-butanol as the extracting solvent



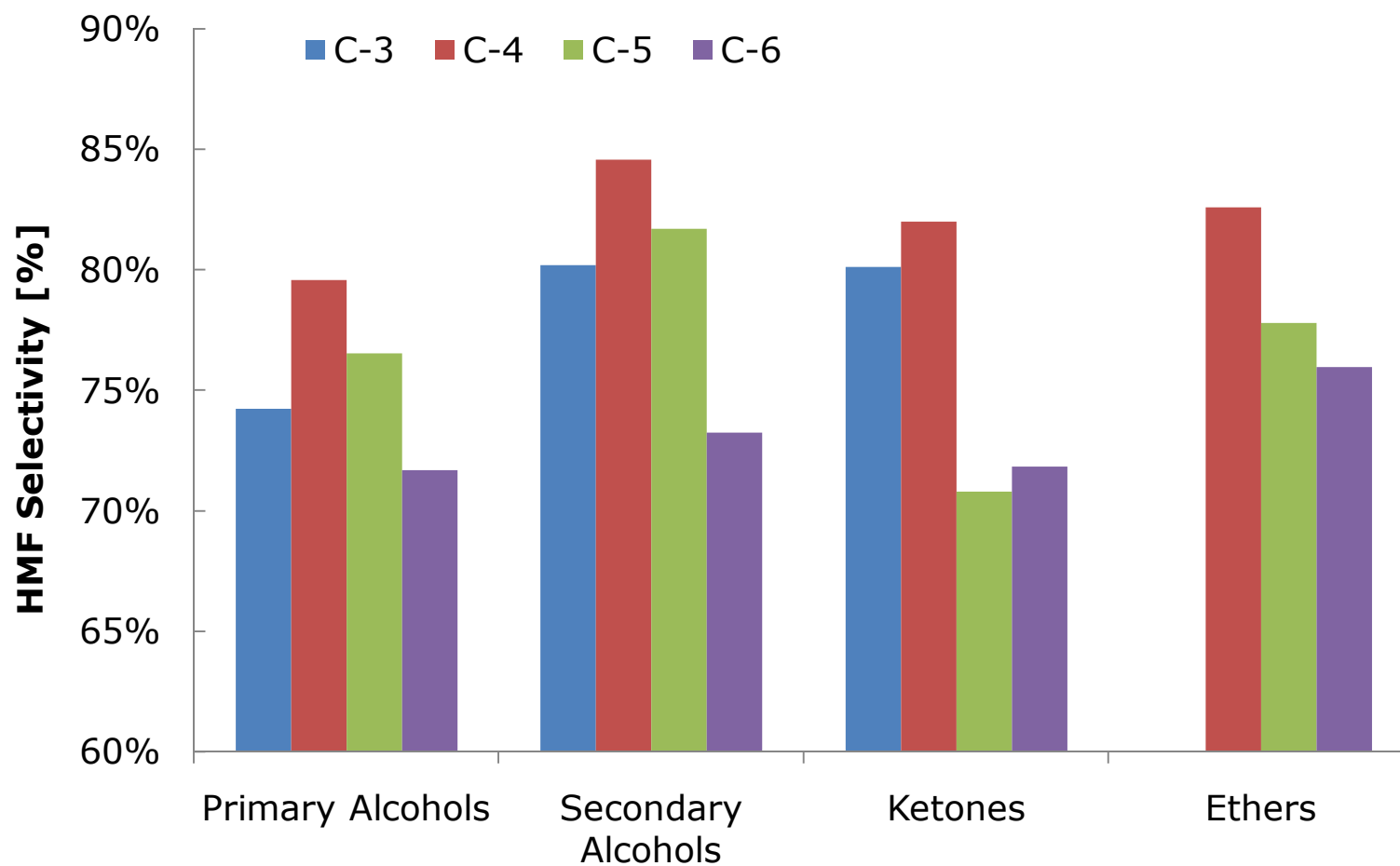
Other solvents

30 wt% fructose; 0.015 M HCl; 453 K; $\mu = 6-8$ min; Conversion $\sim 80\%$



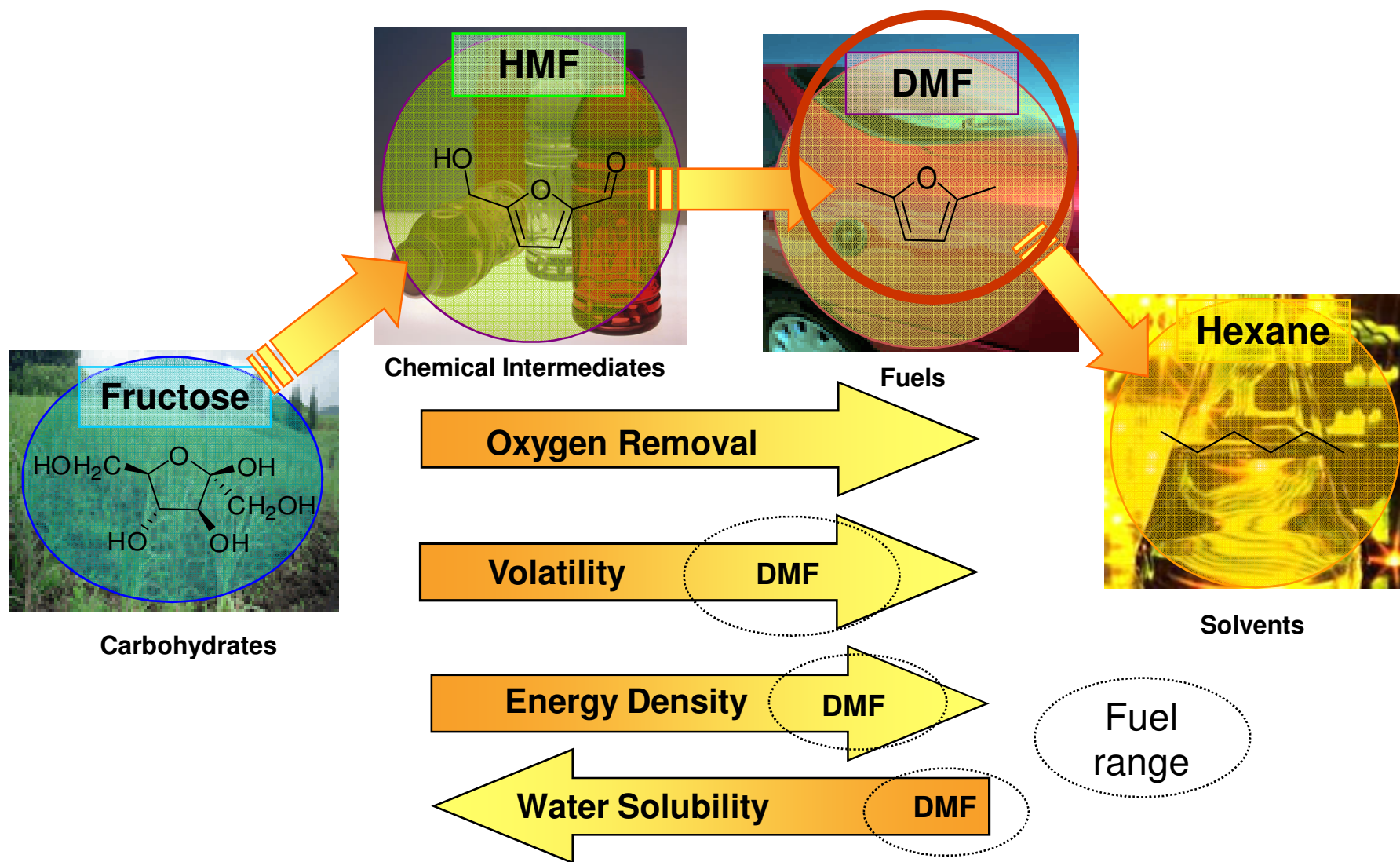
Y. Roman-Leshkov, C.J. Barrett, Z.Y. Liu & J.A. Dumesic, *Nature*, **447** (2007)

Effect of solvent type

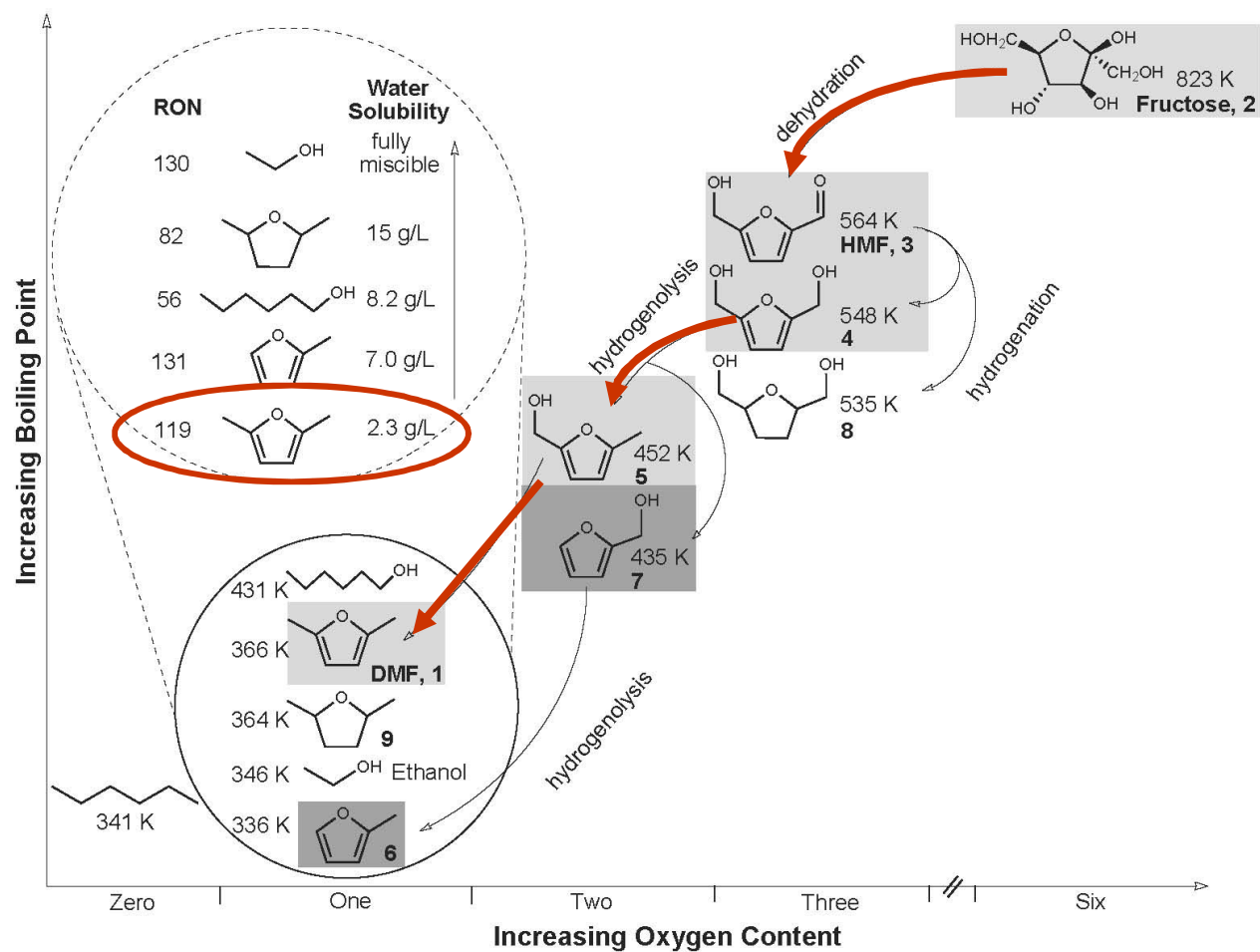


30 wt% fructose (sat NaCl); pH = 1.0 (HCl); 423 K; t = 35 min

2,5 dimethylfuran (DMF) as a biofuel



Strategy for DMF synthesis



Y. Roman-Leshkov, C.J. Barrett, Z.Y. Liu & J.A. Dumesic, *Nature*, **447** (2007)

Gas-phase hydrogenolysis

Reaction conditions:

$T = 220^{\circ}\text{C}$

$P = 8 \text{ bar}$

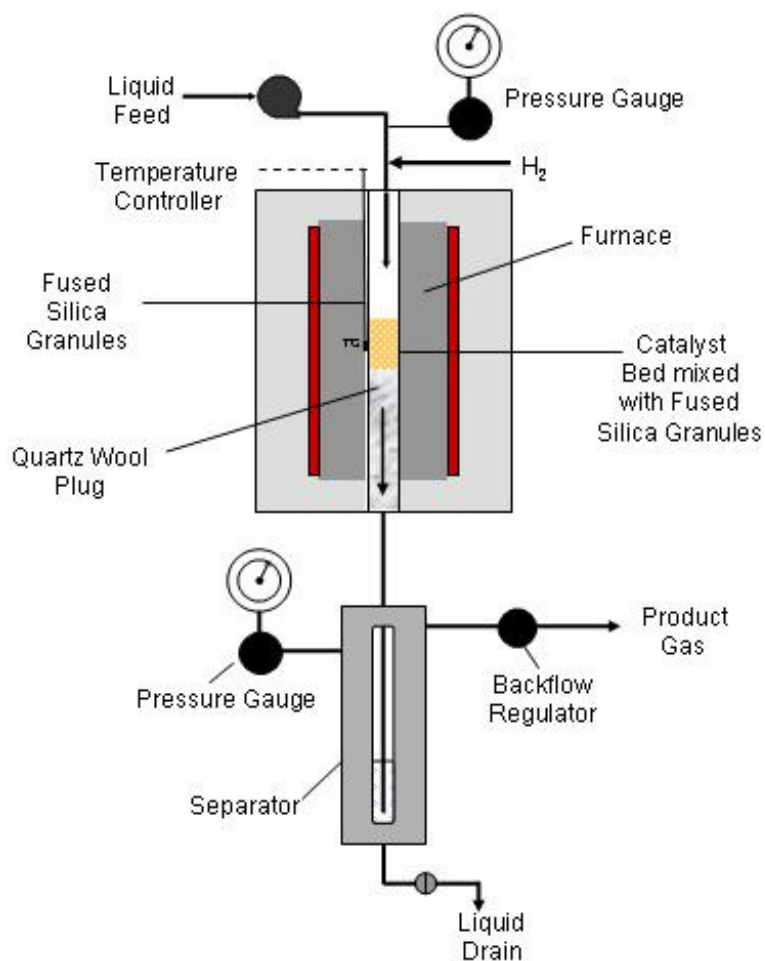
Flow rate = 0.2 ml/min

H_2 flow rate = $20 \text{ cm}^3(\text{STP})/\text{min}$

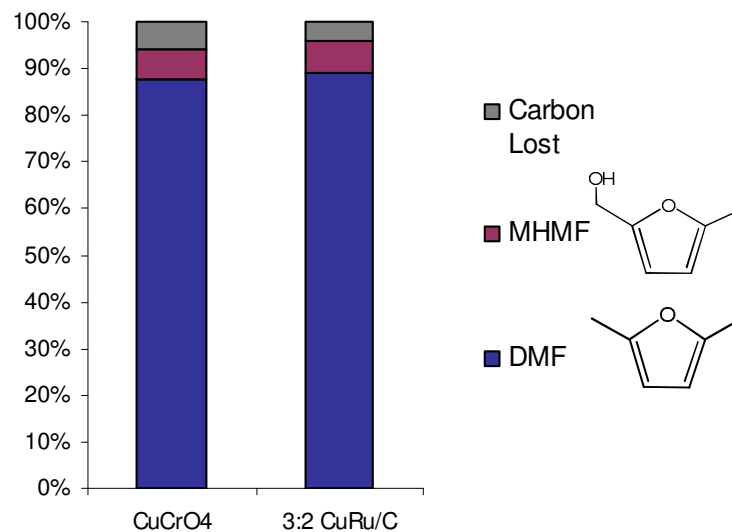
Catalyst: 3:2 Cu:Ru on carbon (10 mol% loading)

$m_{\text{cat}} = 0.06\text{g}$

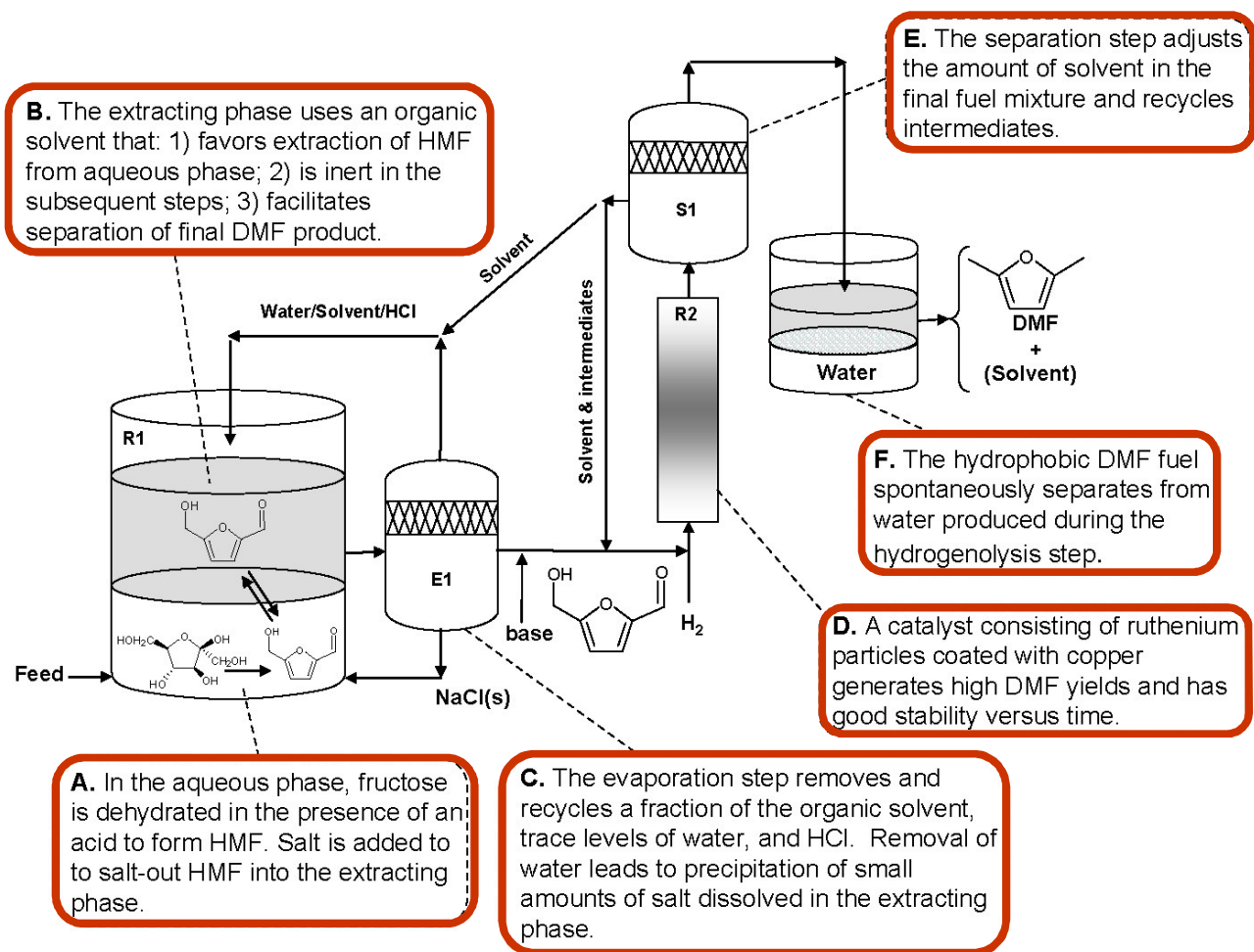
Feed = 5 wt% HMF



Vapor-phase hydrogenolysis reaction product distribution



DMF production process



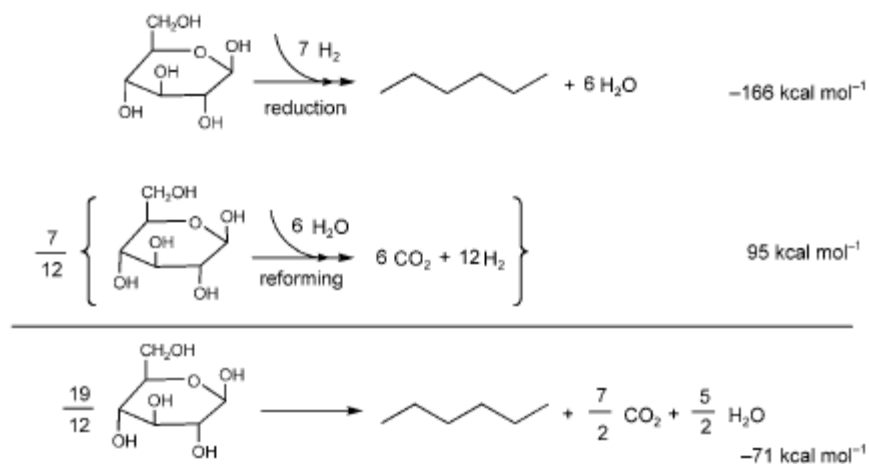
Y. Roman-Leshkov, C.J. Barrett, Z.Y. Liu & J.A. Dumesic, *Nature*, **447** (2007)

Introduction	HMF Synthesis	Salt-out effect	DMF	Liquid alkanes	Future Perspectives
--------------	---------------	-----------------	-----	----------------	---------------------

Production of targeted liquid alkanes

Conversion strategies are needed to produce fuels from biomass with physical properties equal to those currently found in petroleum-based fuels (i.e. liquid alkanes in the C₉-C₁₅ range)

Glucose can be effectively converted to hexane by APD/H¹ over a bifunctional catalyst



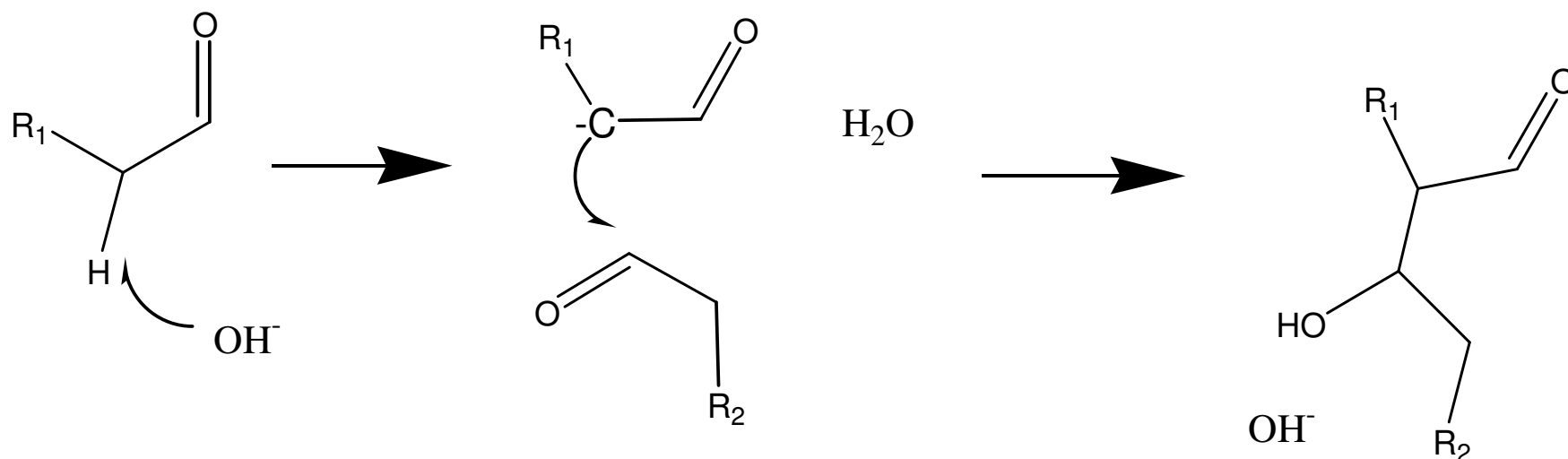
$$\frac{\text{Hexane Energy}}{\text{Glucose Energy}} = 93\% \quad \frac{\text{Reforming Energy}}{\text{Glucose Energy}} = 9\%$$

$$\frac{\text{Hexane Mass}}{\text{Glucose Mass}} = 30\% \quad (\text{Ref. 2})$$

1. Hexane is too volatile to be used in large quantities in fuel.
2. C-C coupling reactions of alkanes are difficult.

1. Huber, G.W.; Cortright, R.D.; and Dumesic, J.A. *Angewandte Chemie International Edition* (2004).
2. Simonetti, D.; and Dumesic, J.A. *ChemSusChem* (2008)

Aldol condensation



- Aldol condensation is commonly used for C-C bond forming.
- Involves reacting aldehydes or ketones.
- Catalyzed by mineral or solid base.
- Very selective (> 80 % yields).

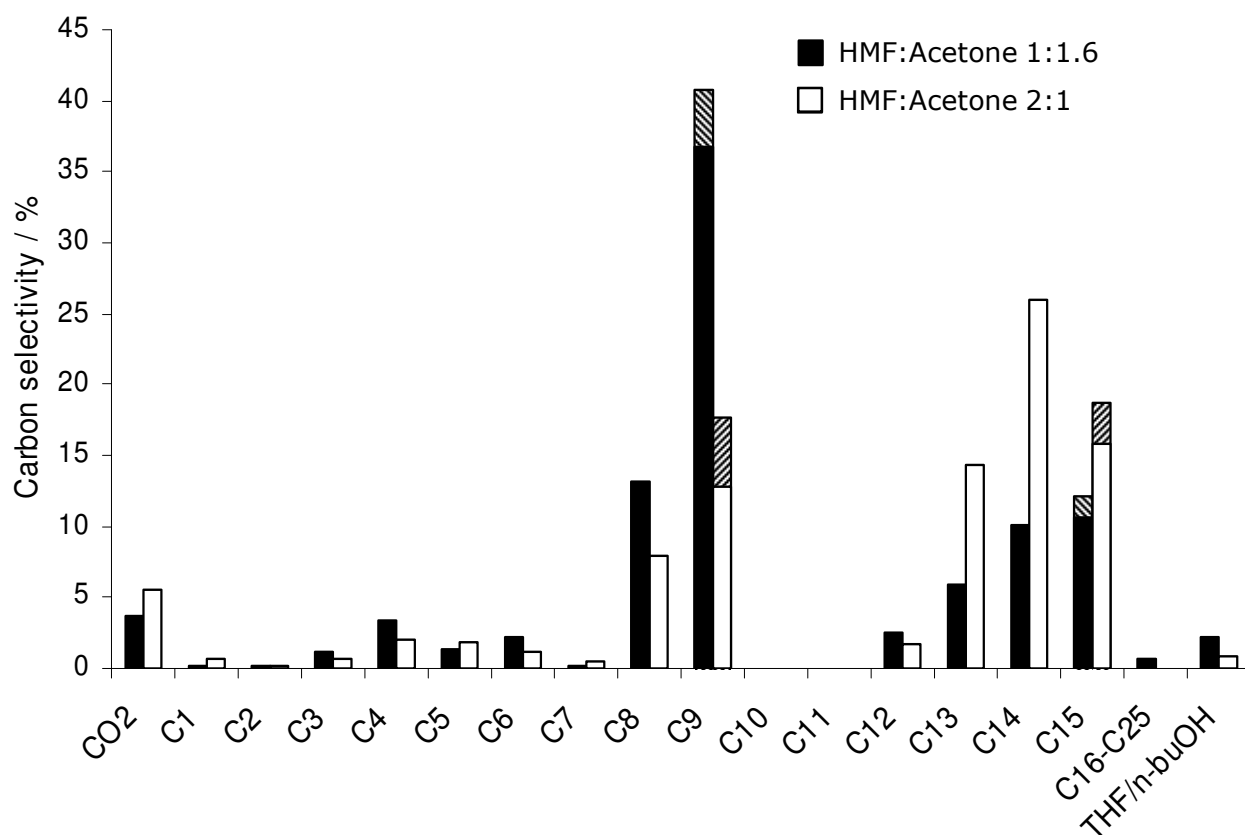
Production of targeted liquid alkanes

HMF

Huber, G. W.; Chheda, J.; Barrett, C. B.; and Dumesic, J. A., *Science*, **308** (2005).

Introduction	HMF Synthesis	Salt-out effect	DMF	Liquid alkanes	Future Perspectives
--------------	---------------	-----------------	-----	----------------	---------------------

Final product distribution



For HMF:Acetone 1:1.6

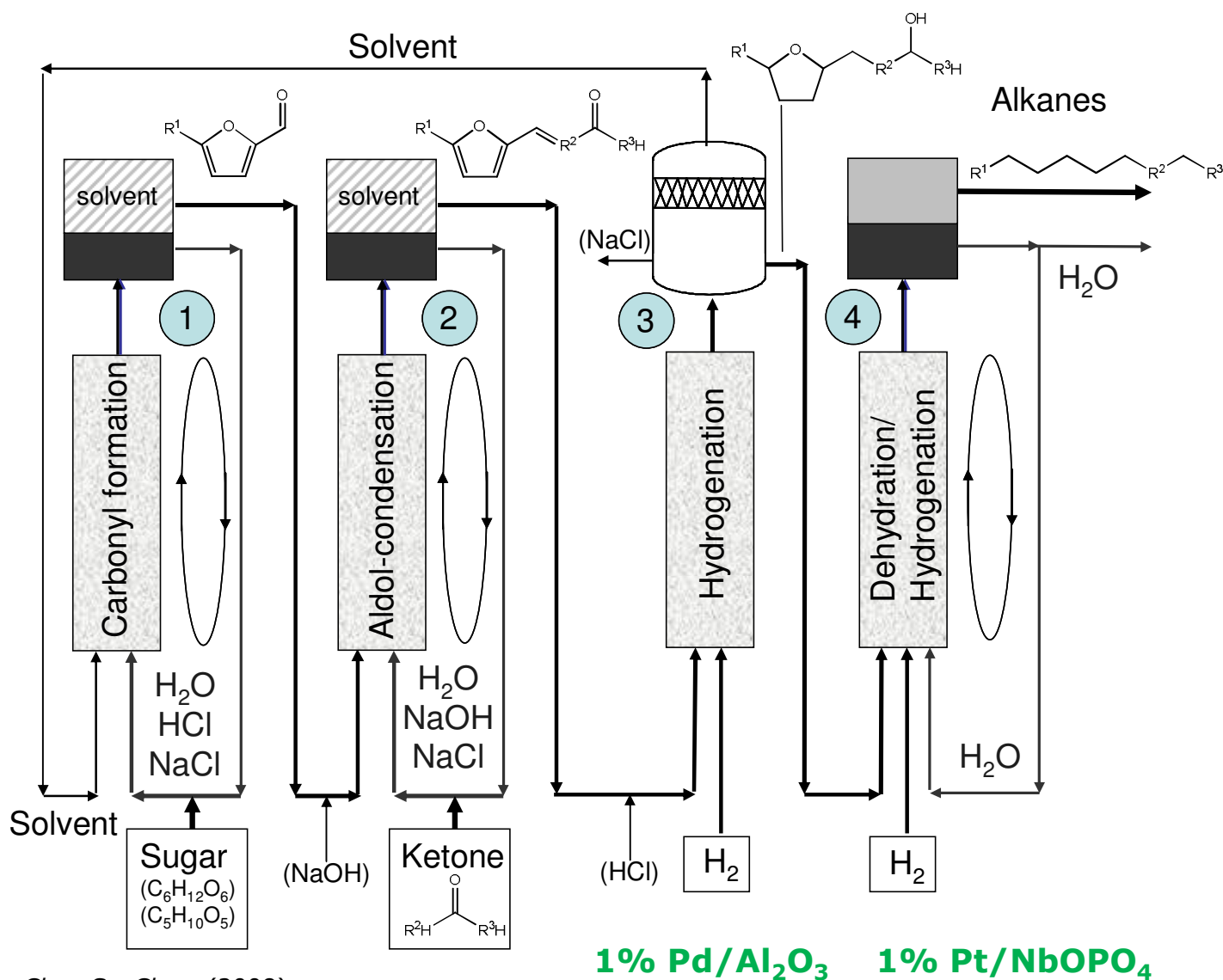
Fructose to HMF Yield	75%
HMF to Alkanes Total Yield	94%
HMF to C₇-C₁₅ Yield	90%
<i>Furfural to C₅-C₆ Yield</i>	3%
<i>Furfural to C₇-C₉ Yield</i>	51%
<i>Furfural to C₁₀-C₁₅ Yield</i>	39%
<i>Furfural to C₁₅+ Yield</i>	1%

For HMF:Acetone 2:1

Fructose to HMF Yield	75%
HMF to Alkanes Total Yield	79%
HMF to C₇-C₁₅ Yield	74%
<i>Furfural to C₅-C₆ Yield</i>	4%
<i>Furfural to C₇-C₉ Yield</i>	20%
<i>Furfural to C₁₀-C₁₅ Yield</i>	54%
<i>Furfural to C₁₅+ Yield</i>	0%

West, R. et al. *ChemSusChem* (2008).

Targeted liquid alkane production process



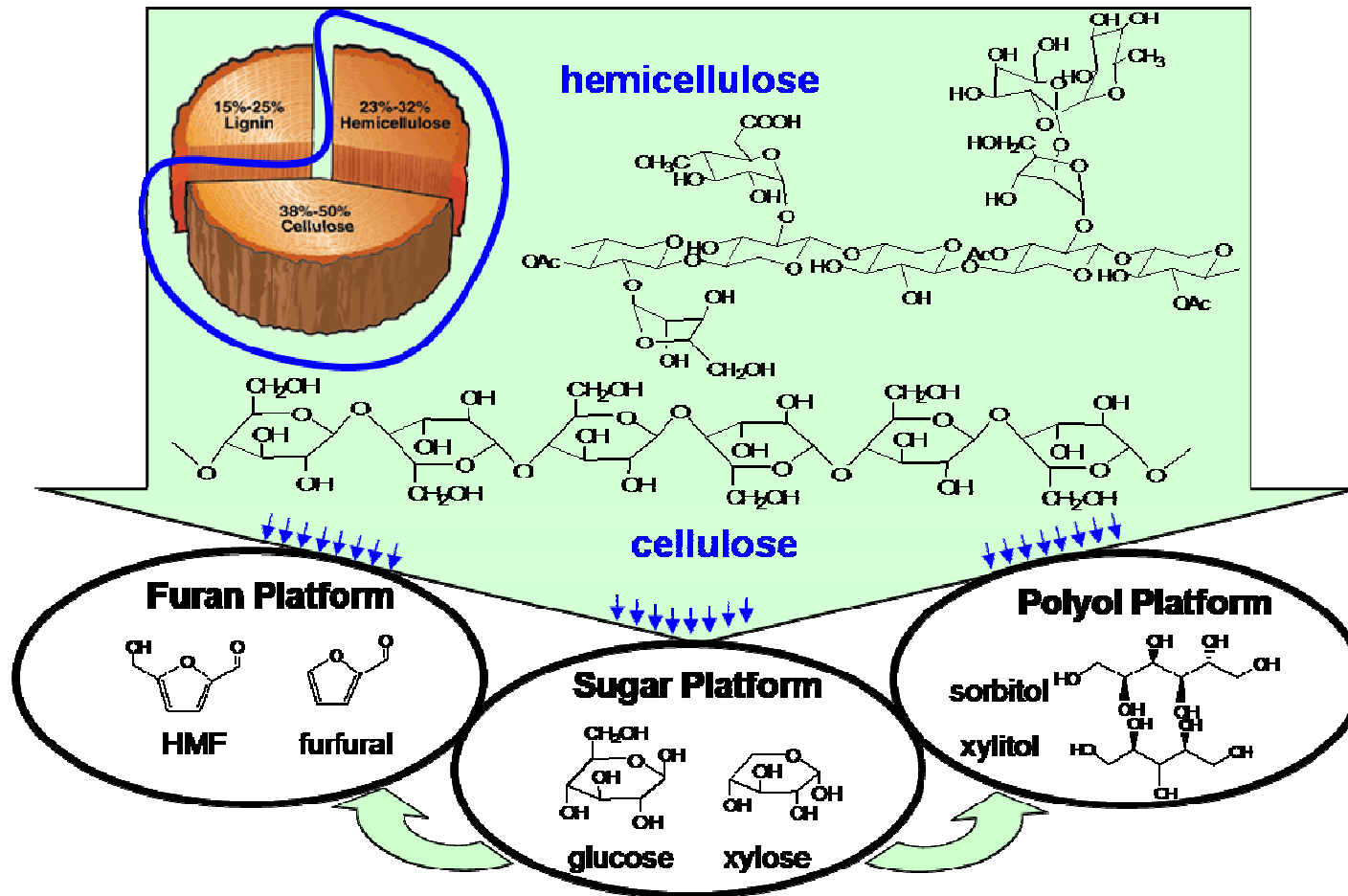
West, R. et al. *ChemSusChem* (2008).

Conclusions

- Salt-out effect was used to increase extracting ratio R in a biphasic system, thereby obtaining high HMF yields and high HMF concentrations from fructose in a separation friendly solvent.
- Fructose was successfully converted into DMF, which could be used as a new oxygenated fuel additive.
- Alternatively, fructose can be converted into liquid alkanes with targeted molecular weights using a series of simple thermochemical transformations.
- **While results are promising, many challenges lie ahead...**

Biomass conversion bottlenecks

1. Economical conversion technologies for the hydrolysis of cellulose into simple sugars, furans, or polyols, have not been developed



Biomass conversion bottlenecks

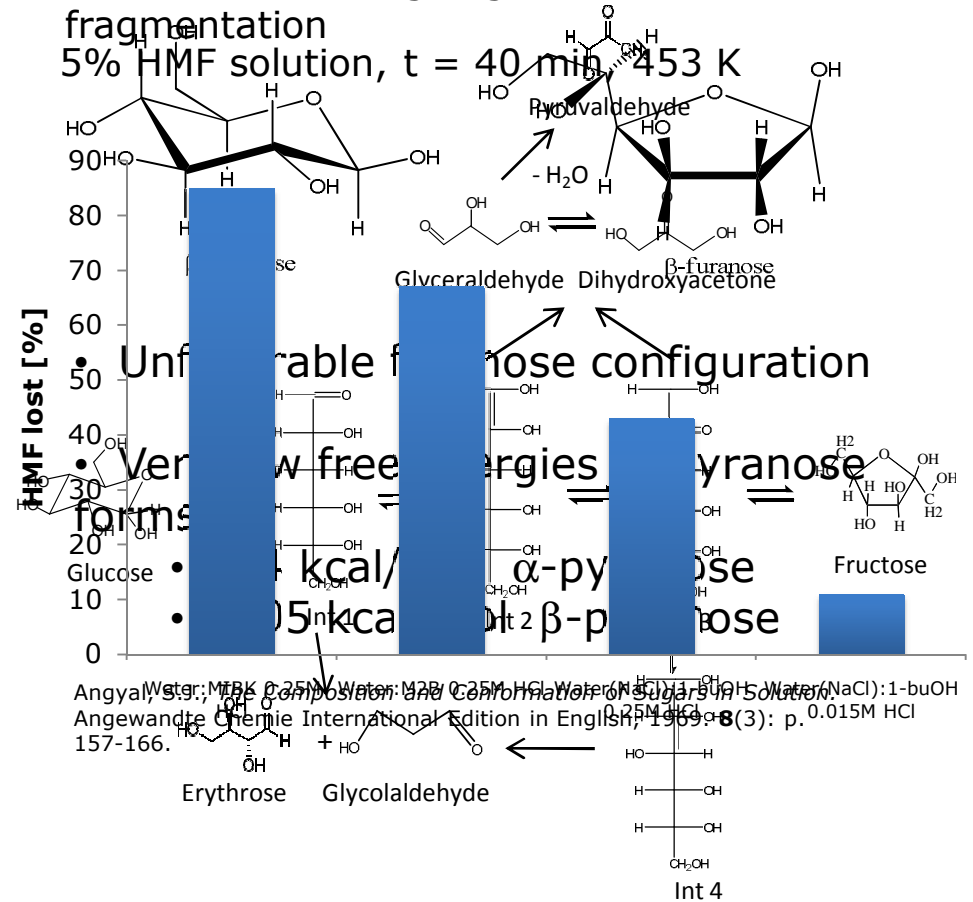
2. There exist various selectivity issues related to the dehydration of glucose.

10 wt% glucose; 453 K

Aqueous Phase	Organic Phase	Catalyst	Conversion [%]	Selectivity [%]	R	Time [min]
Water	-	HCl 0.25M	56	6	-	120
Water	MIBK	HCl 0.25M	41	9	1	60
Water	MIBK:2-butanol	HCl 0.25M	65	11	1.6	35
Water (NaCl)	1-butanol	HCl 0.25M	59	24	3.1	41
Water (NaCl)	1-butanol	HCl 0.015M	48	18	3.1	120
Fructose Water (NaCl)	1-butanol	HCl 0.25M	89	79	3.1	4
Fructose Water (NaCl)	1-butanol	HCl 0.015M	84	82	3.1	7

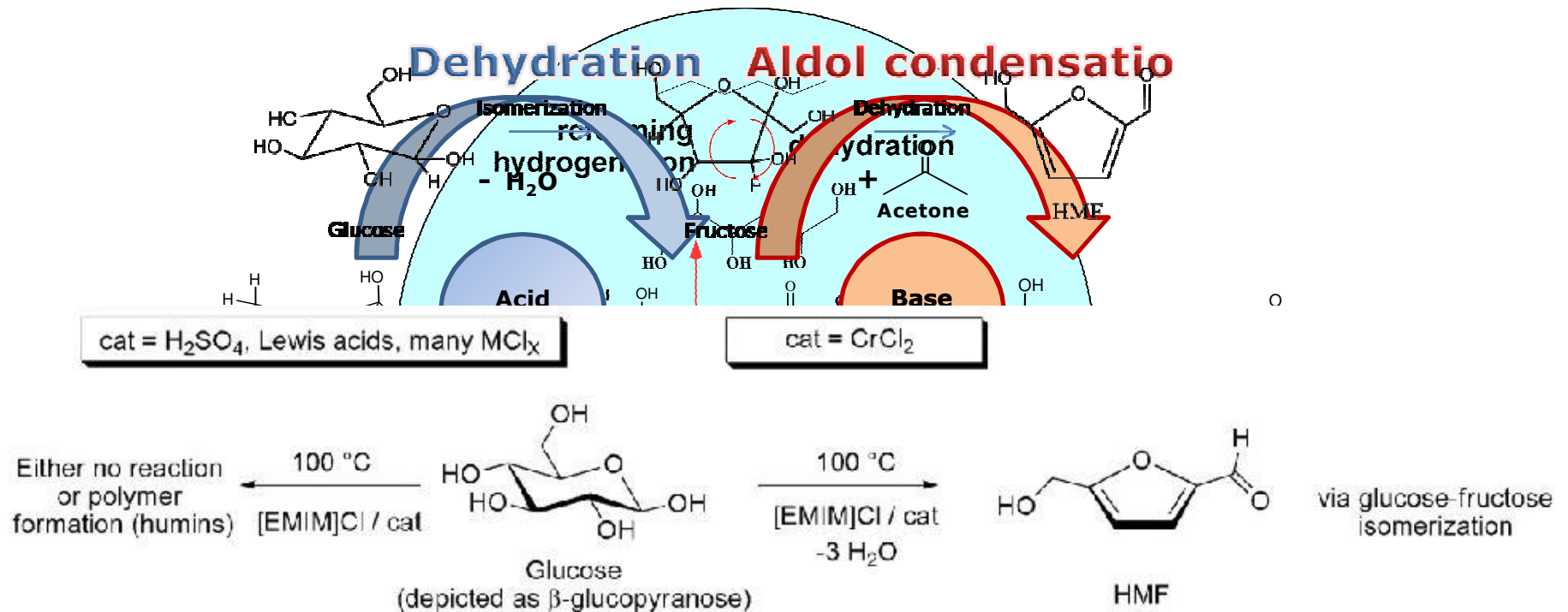
Glucose can undergo several side reactions, including oligomerization and fragmentation

5% HMF solution, t = 40 min, 453 K



Biomass conversion bottlenecks

3. Catalytic coupling of various chemical reactions in order to consolidate unit operations and minimize costs during biorefining is still in its infancy.



Zhao, H., et al., *Metal Chlorides in Ionic Liquid Solvents Convert Sugars to 5-Hydroxymethylfurfural*. Science, 2007. **316**(5831): p. 1597-1600.

Future outlook

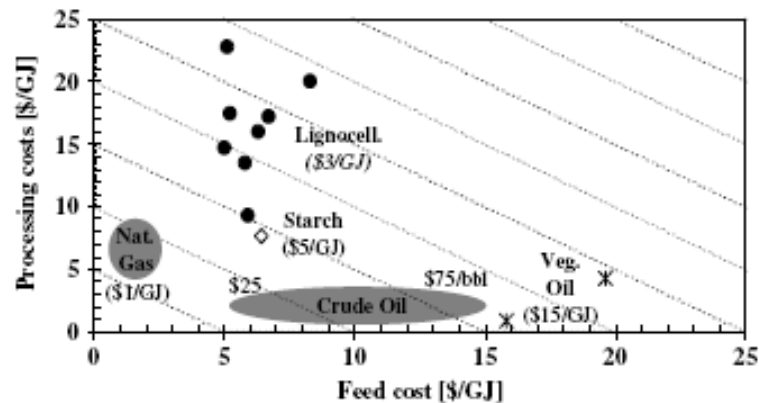


Figure 4. Feed and processing cost of transportation fuels derived from lignocellulose and fossil resources (the biofuel plants are set at 400 MW intake, which corresponds to ~680 kt/a of lignocellulose¹).

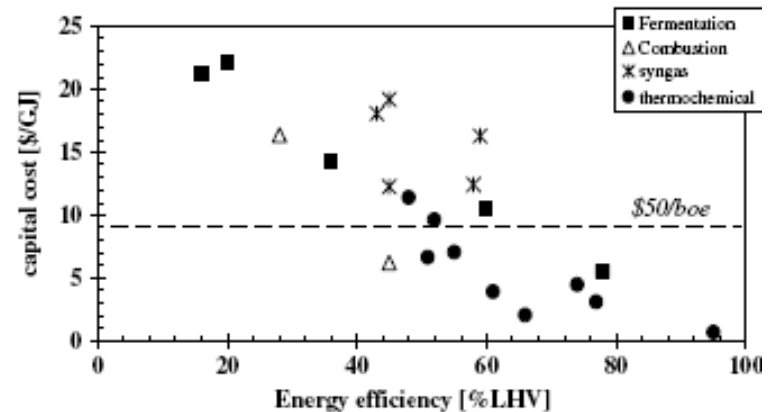
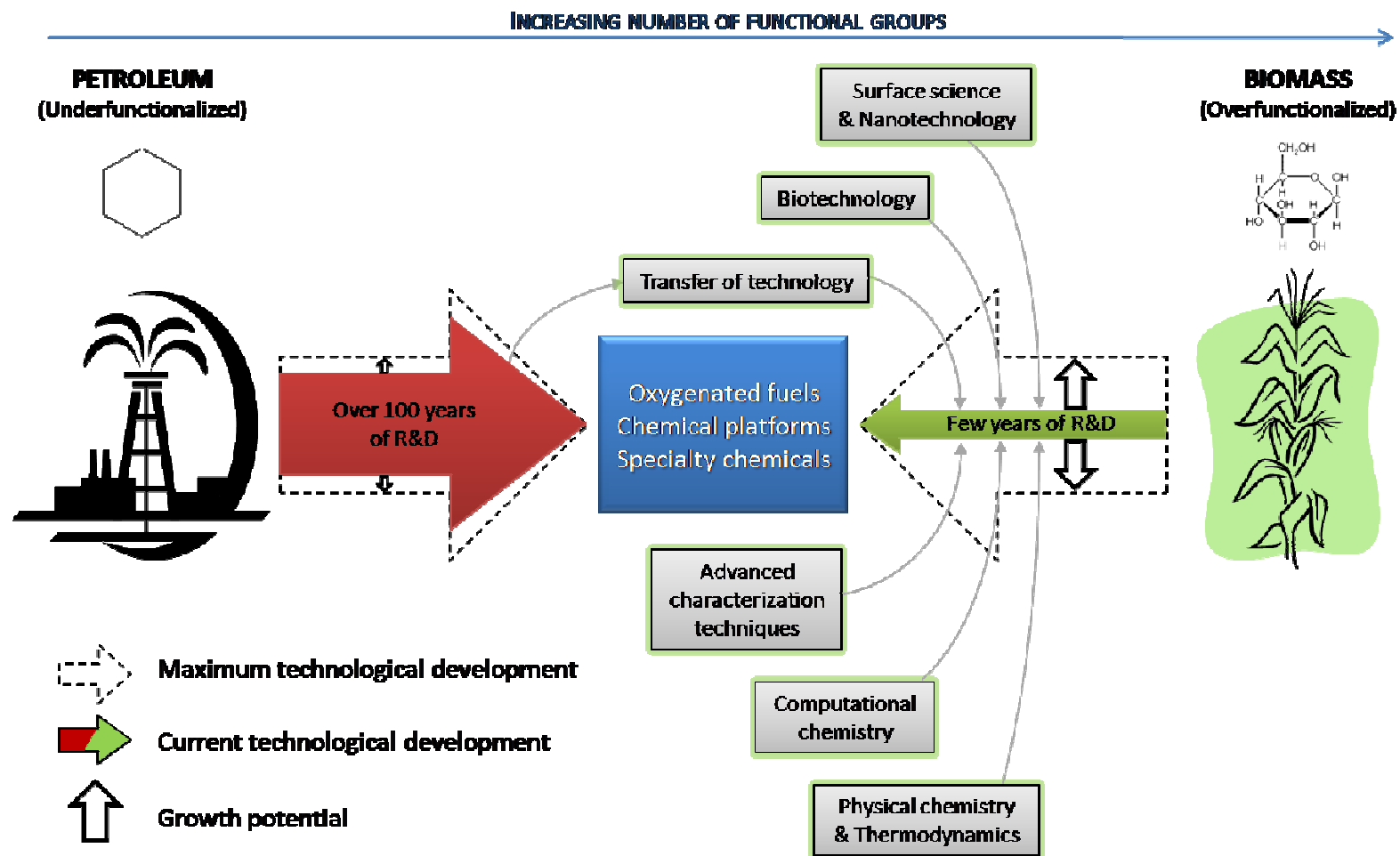


Figure 5. Capital cost of biomass conversion plants (400 MW intake, 25% capital charge, \$2005¹).

High costs associated with biomass-derived fuels originate from processing costs or lack of technological development rather than feed cost.

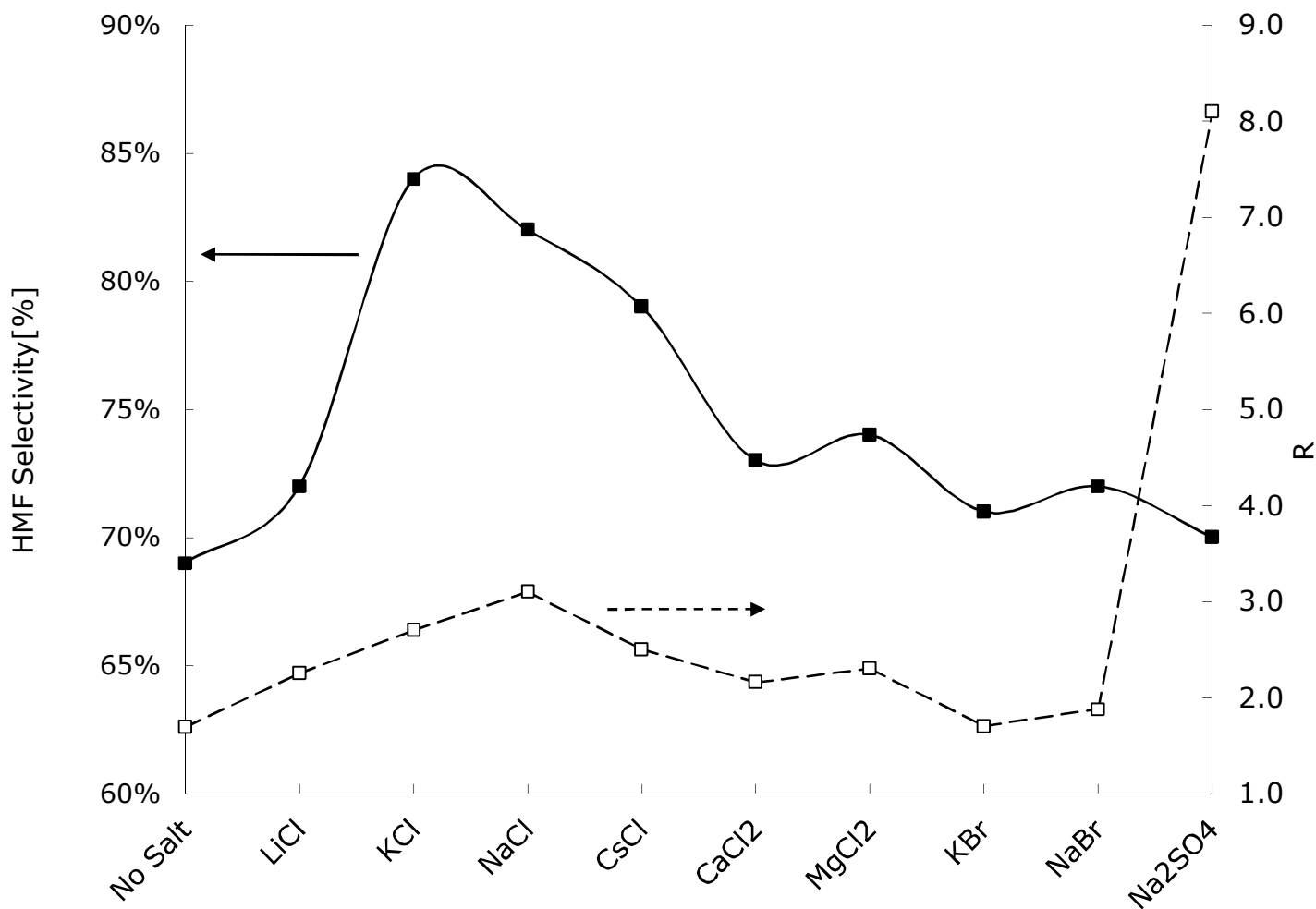
Lange, J.P. *Biofpr*, 1 (2007)

Future outlook for chemical transformations



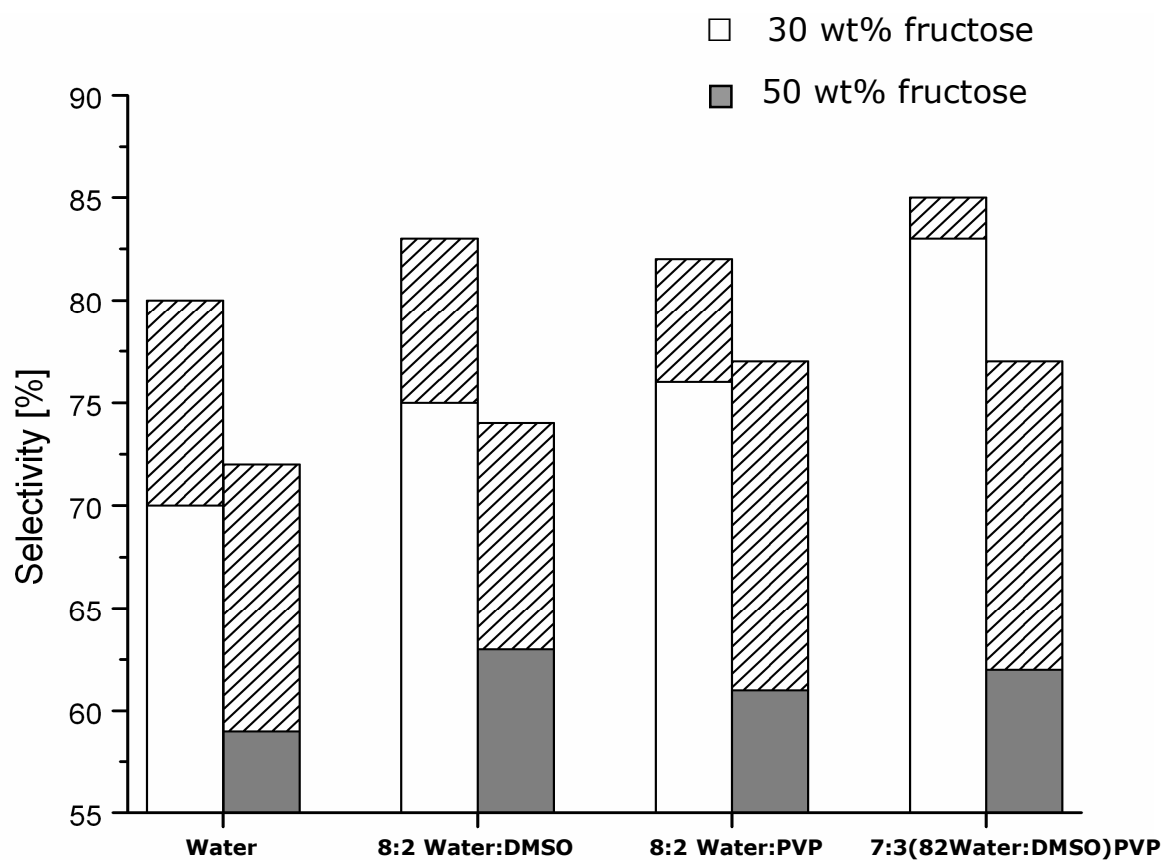
QUESTIONS?

Effect of salt type



30 wt% fructose; 1-butanol as OL; pH = 1.0 (HCl); 423 K; t = 35 min

Effect of doubling $V_{\text{org}}/V_{\text{aq}}$



Y. Roman-Leshkov, J. Chheda, & J.A. Dumesic, Science, 312 (2006)

Kinetic model

$$R1 = k1*cf$$

$$R2 = k2*cf^2$$

$$R3 = k3*chmfaq*cf$$

$$R4 = k4*chmfaq$$

$$Req = keq*chmfaq - keq/R 8*chmforg*Z$$

Differential equations that are solved:

$$Df/dt = -r1 - 2*r2 - r4$$

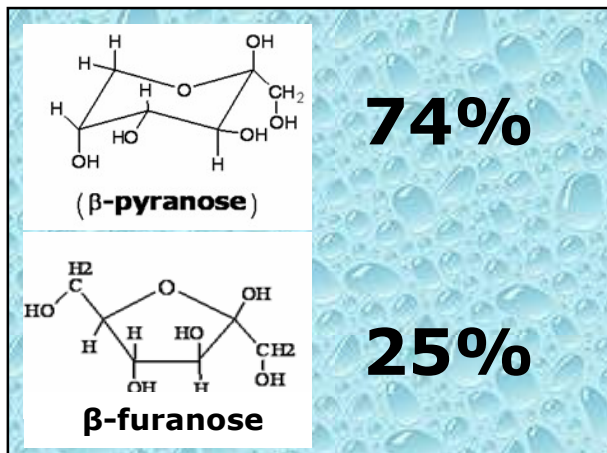
$$Dhmfaq/dt = r1 - r4 - r3 - rhmfefq$$

$$dhmforg/dt = rhmfefq/Z$$

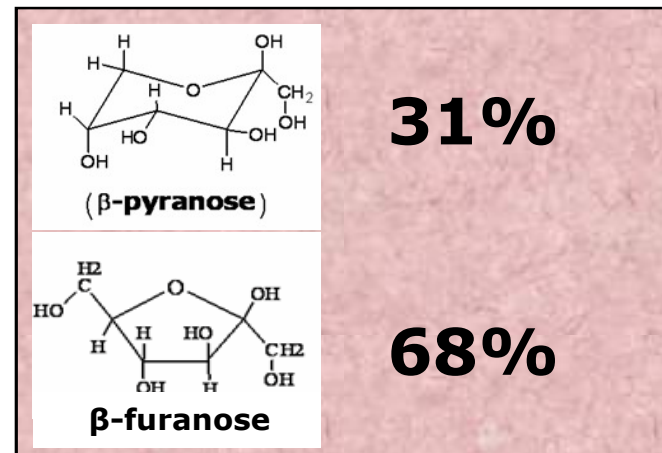
Goal 1: Why use DMSO?

- In solution, sugars exist in different structural configurations called tautomers.

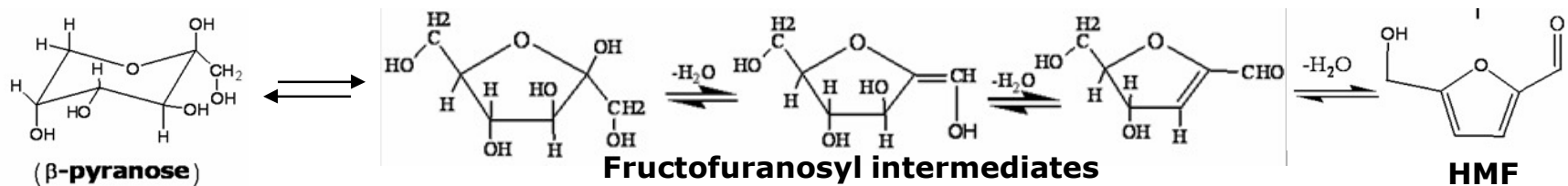
Fructose in water



Fructose in DMSO



Possible reaction pathway:

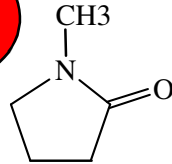


Why PVP?

- Eliminate carry-over
 - NMP vs PVP evidence



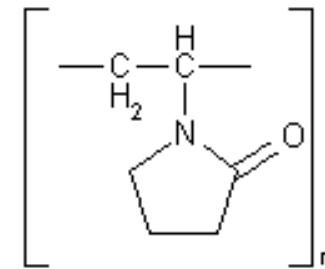
Carry-over
is >30%



N-Methyl-2-pyrrolidinone



Carry-over
is negligible



poly(vinyl-pyrrolidone)

Introduction	HMF Synthesis	Salt-out effect	DMF	Liquid alkanes	Future Perspectives
--------------	---------------	-----------------	-----	----------------	---------------------

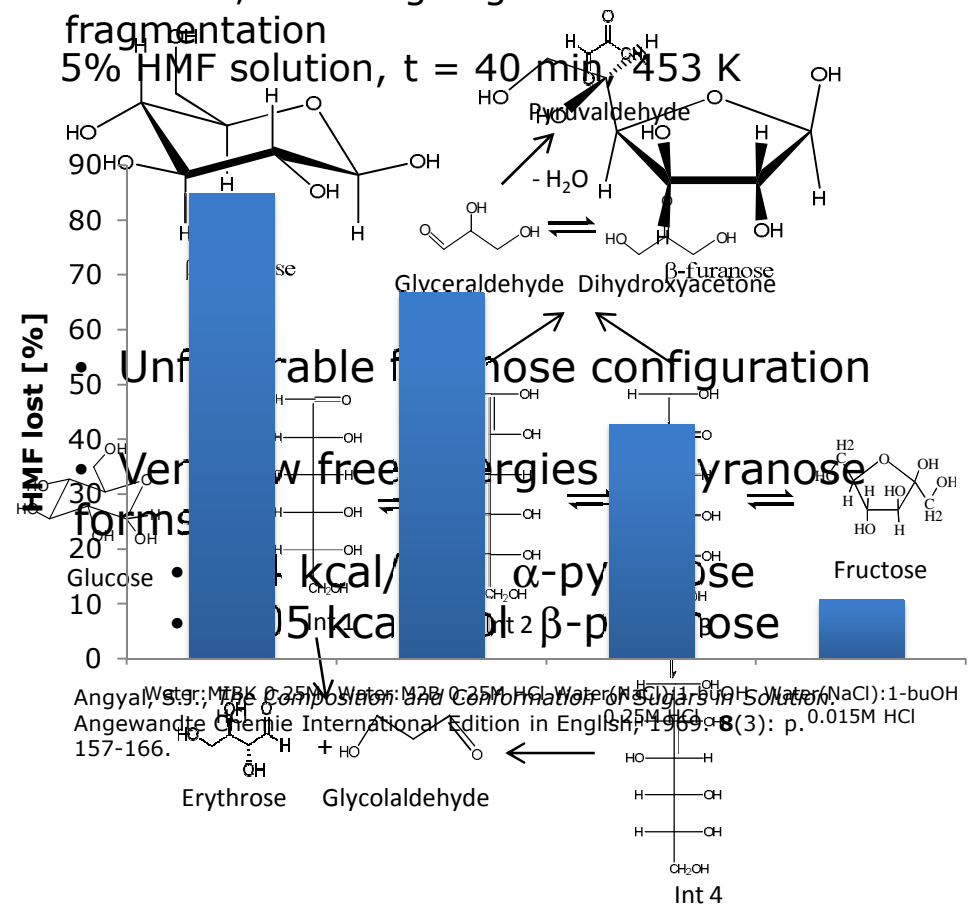
Glucose dehydration

10 wt% glucose; 453 K

Aqueous Phase	Organic Phase	Catalyst	Conversion [%]	Selectivity [%]	R	Time [min]
Water	-	HCl 0.25M	56	6	-	120
Water	MIBK	HCl 0.25M	41	9	1	60
Water	MIBK:2-butanol	HCl 0.25M	65	11	1.6	35
Water (NaCl)	1-butanol	HCl 0.25M	59	24	3.1	41
Water (NaCl)	1-butanol	HCl 0.015M	48	18	3.1	120
Fructose Water (NaCl)	1-butanol	HCl 0.25M	89	79	3.1	4
Fructose Water (NaCl)	1-butanol	HCl 0.015M	84	82	3.1	7

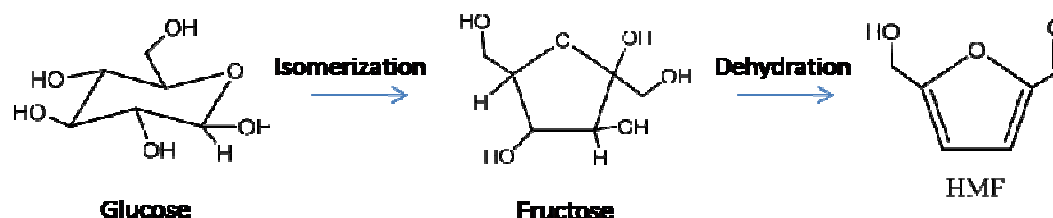
Glucose can undergo several side reactions, including oligomerization and fragmentation

5% HMF solution, t = 40 min, 453 K



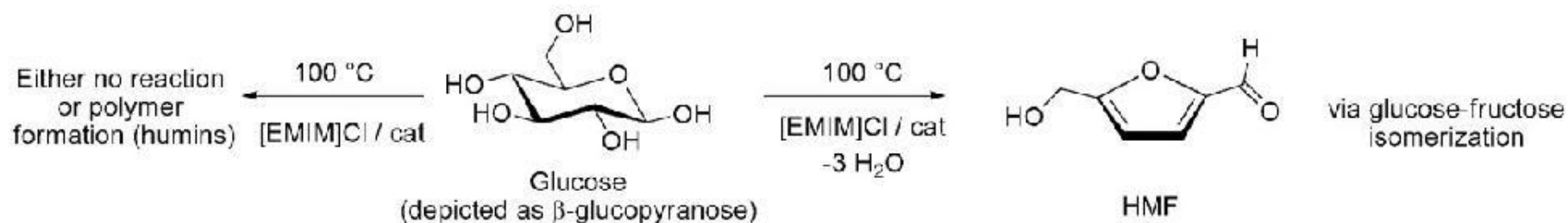
Sequential Isomerization/Dehydration

Glucose conversion to HMF by way of fructose would be more efficient



cat = H₂SO₄, Lewis acids, many MCl_x

cat = CrCl₂



Zhao, H., et al., *Metal Chlorides in Ionic Liquid Solvents Convert Sugars to 5-Hydroxymethylfurfural*. *Science*, 2007. **316**(5831): p. 1597-1600.

Reaction conditions:

- T = 100 C
- Time = 3 hours
- Catalyst amount 6 mol% wrt sugar

Results for glucose

- Conversion 90%
- Selectivity 70%

Equilibrium Constant: Glucose Isomerization

- Thermodynamics of glucose isomerization in aqueous solution

$$\Delta H^\circ = 2.78 \pm 0.20 \text{ kJ/mol}$$

$$\Delta C_p^\circ = 0.076 \pm 0.03 \text{ kJ/mol K}$$

$$\Delta S^\circ = 8.15 \text{ J/mol K}$$

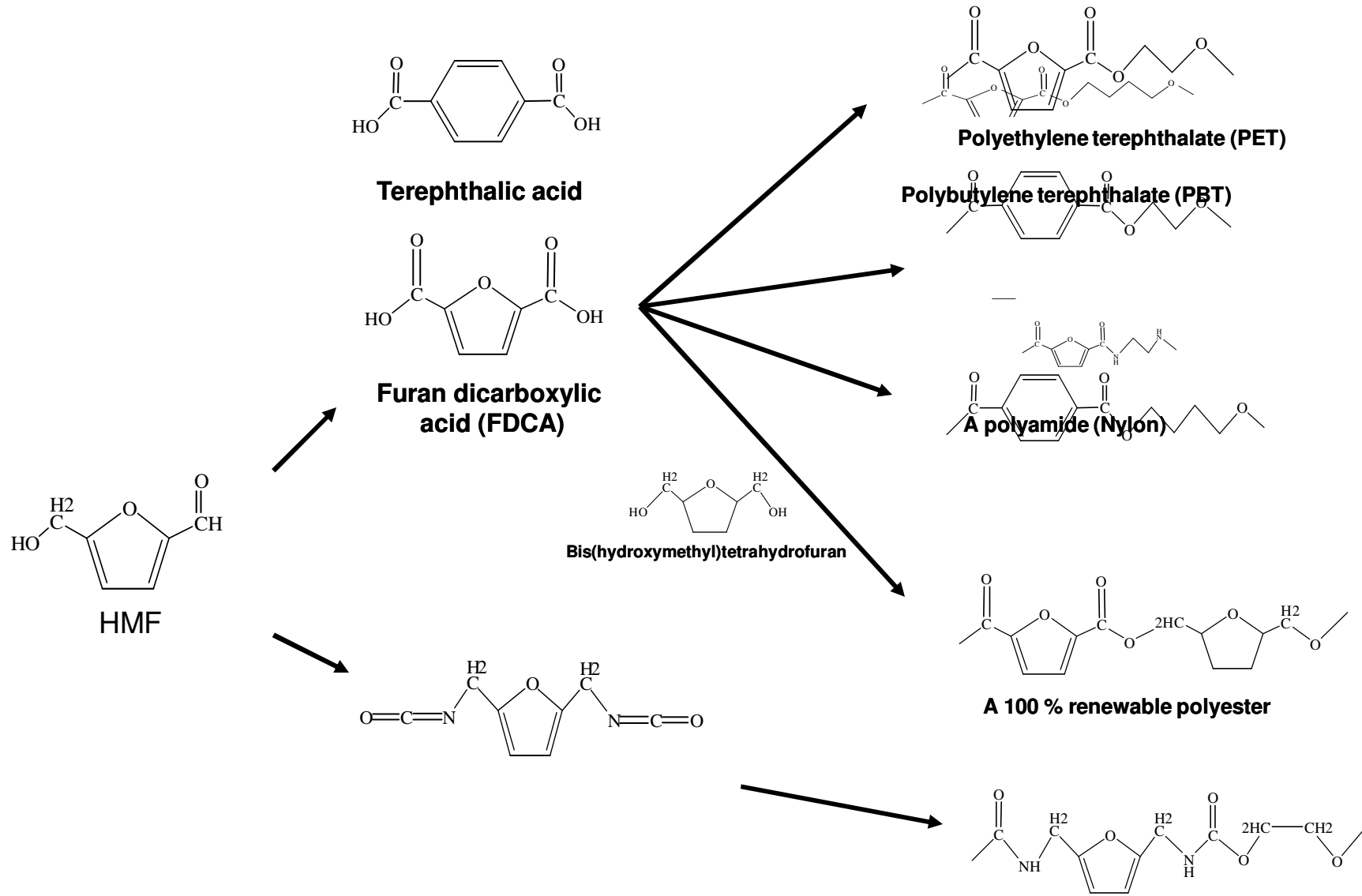
$$\Delta G^\circ = 0.349 \pm 0.05 \text{ kJ/mol}$$

T (°C)	K _{eq}
25	0.869
35	0.905
45	0.950
55	1.002
60	1.032
75	1.133

$$R \ln K = -\frac{349}{298.15} + 2780 \left(\frac{1}{298.15} - \frac{1}{T} \right) + 76 \left(\frac{298.15}{T} - 1 + \ln \left(\frac{T}{298.15} \right) \right)$$

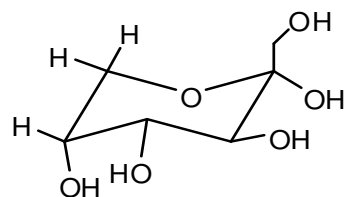
Tewari, Y. B., Goldberg, R.N. *Journal of Solution Chemistry* **13**, 523-547 (1984).

Biomass derived polymers

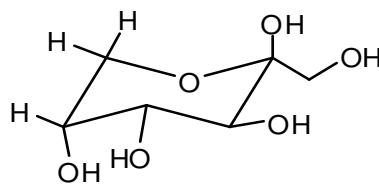


Introduction	HMF Synthesis	Salt-out effect	DMF	Liquid alkanes	Future Perspectives
--------------	---------------	-----------------	-----	----------------	---------------------

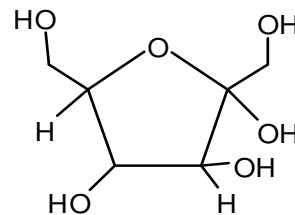
Proposed Reaction Scheme



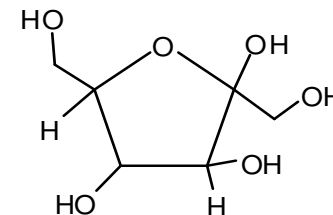
α -pyranose



β -pyranose



α -furanose



β -furanose

$Pyranose \rightleftharpoons Furanose$

$Furanose \rightarrow HMF$

$Pyranose \rightarrow HMF$

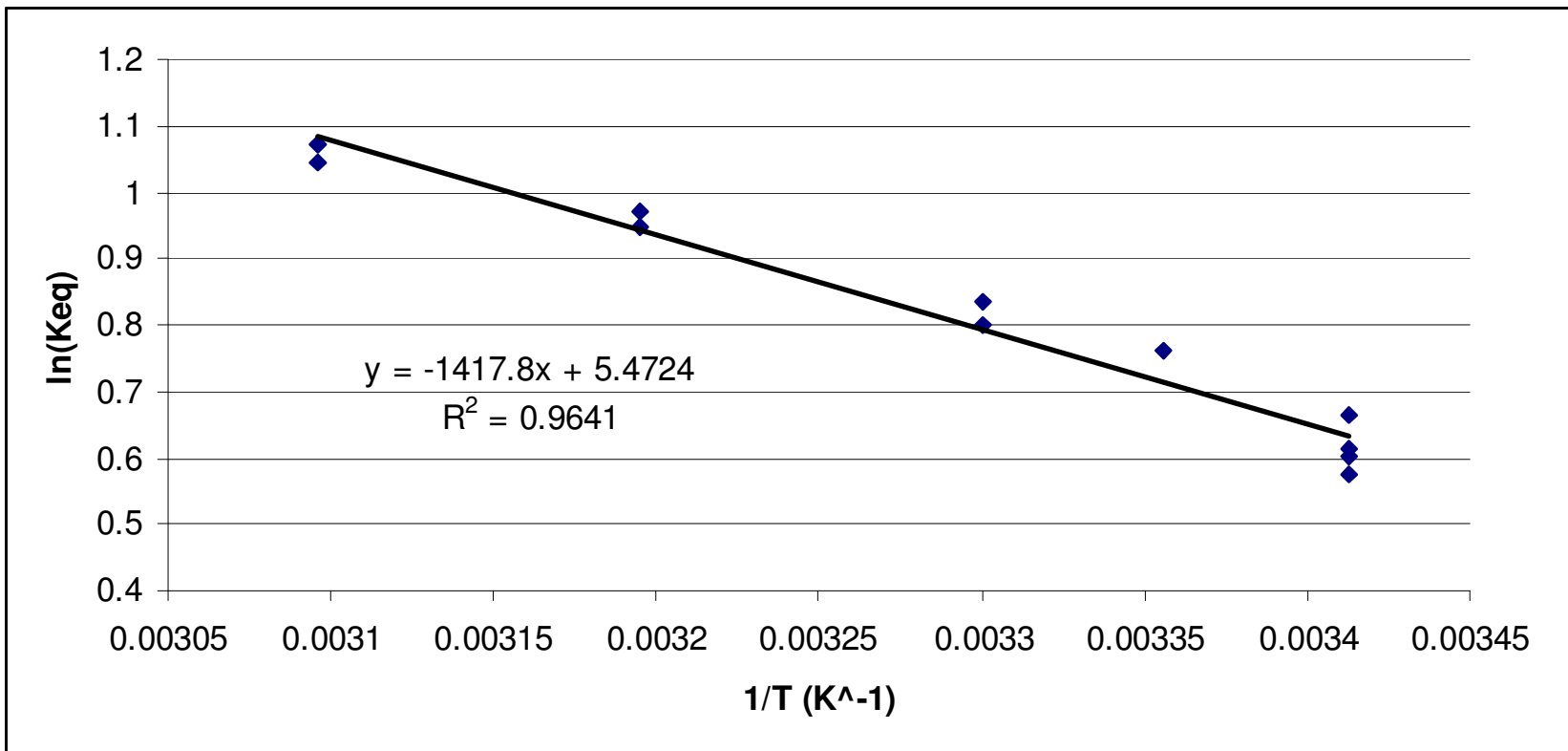
$HMF + Furanose \rightarrow (HMF - Furanose)_{Dimer}$

Thermodynamics

$$\ln(K_{eq}) = -\frac{\Delta H}{RT} + \frac{\Delta S}{R}$$

$$\Delta H_{rxn} = 2.817 \text{ kcal/mol}$$

$$\Delta S_{rxn} = 10.877 \text{ cal/mol K}$$



*F. W. Lichtenthaler, S. Ronninger, J. Chem. Soc. Perkin Trans. 2 1489 (1990).

Introduction	HMF Synthesis	Salt-out effect	DMF	Liquid alkanes	Future Perspectives
--------------	---------------	-----------------	-----	----------------	---------------------

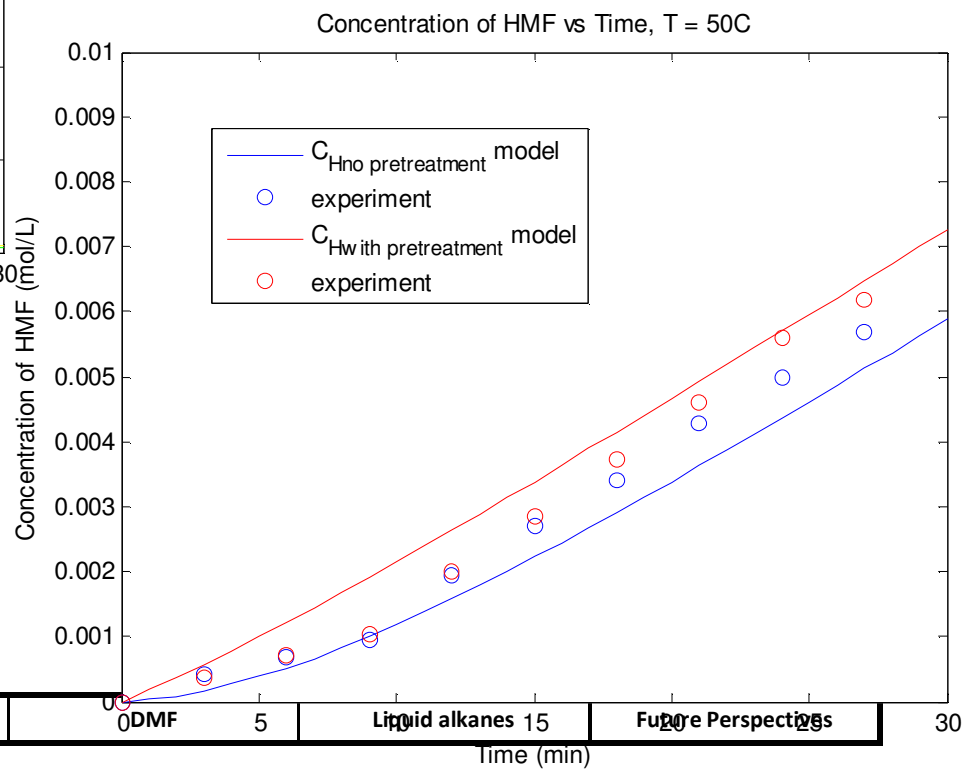
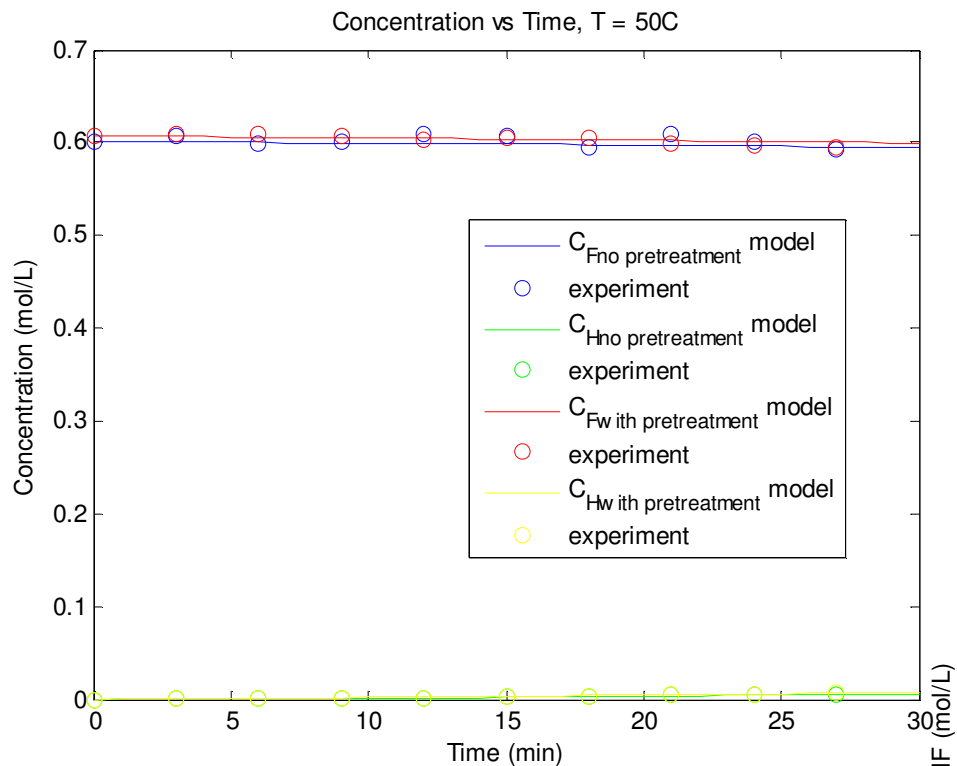
Matlab Simulation

- Rate constants

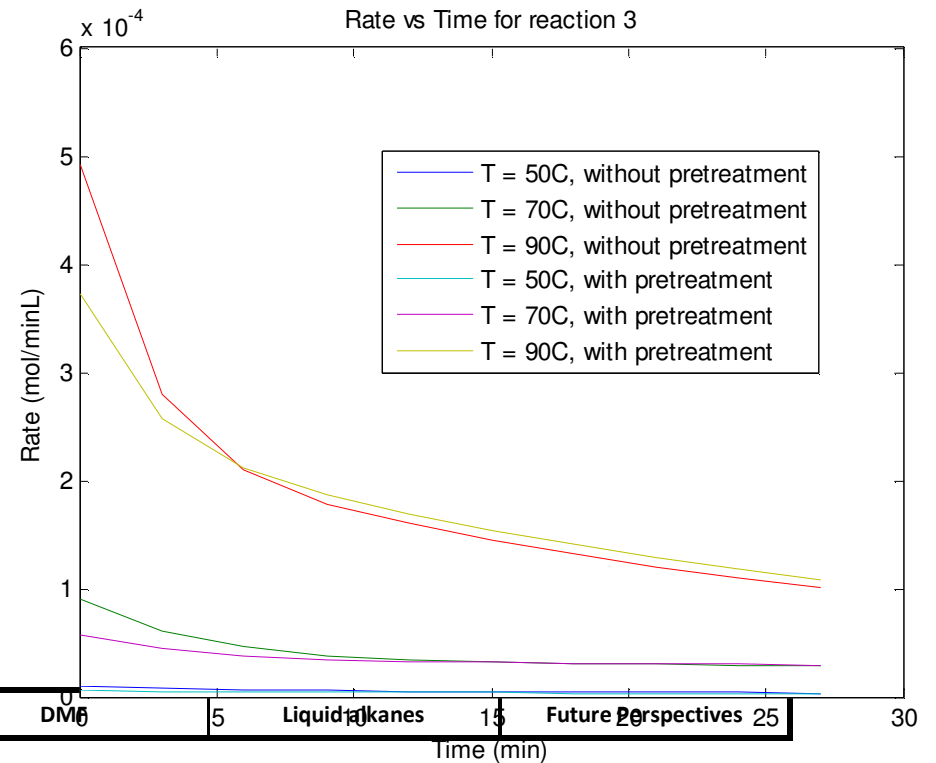
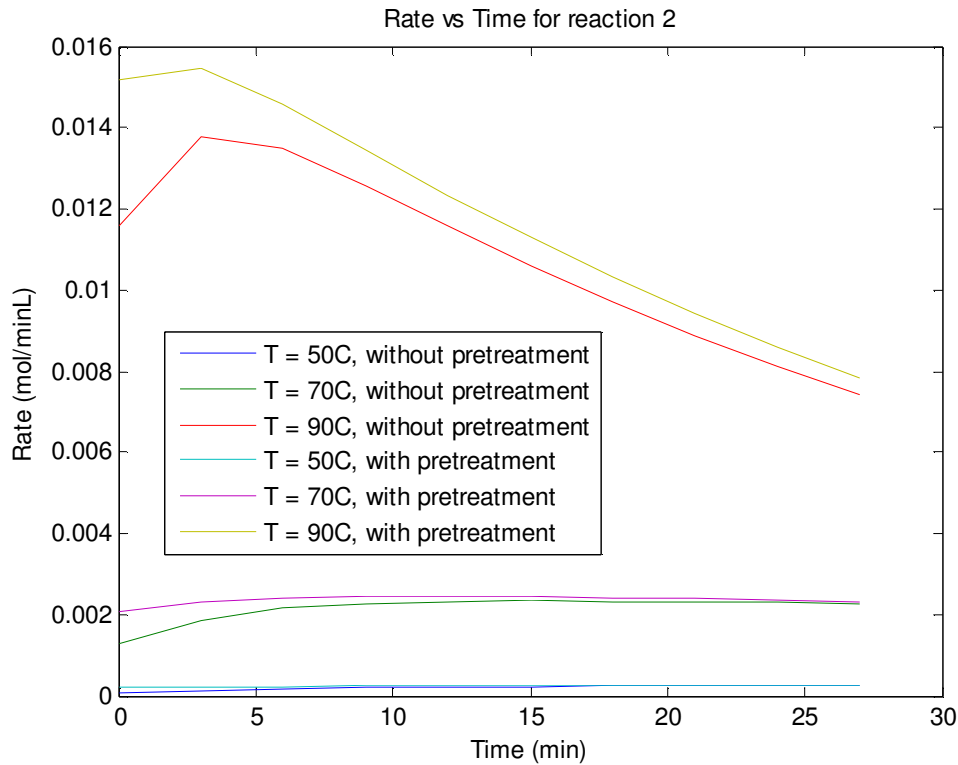
$$k = k_o \exp\left(-\frac{E}{R}\left(\frac{1}{T} - \frac{1}{T_o}\right)\right)$$

- Parameters
 - Activation Energies and average rate constants for steps 1-4
 - k_o was obtained by fitting 70°C data set
 - All parameters were fit to the data sets of 50°C, 70°C and 90°C

Results: 50°C



Results: Reaction Rates



Parameter Estimates

Pyranose \leftrightarrow *Furanose*

Furanose \rightarrow *HMF*

Pyranose \rightarrow *HMF*

HMF + *Furanose* \rightarrow (*HMF* – *Furanose*)_{Dimer}

<i>Parameter</i>	<i>Value</i>
E_{act1} (kcal/mol)	7.921
E_{act2} (kcal/mol)	23.915
E_{act3} (kcal/mol)	26.76
E_{act4} (kcal/mol)	24.942
k_{o1} (1/min)	$1.81 \cdot 10^{-1}$
k_{o2} (1/min)	$5.15 \cdot 10^{-3}$
k_{o3} (1/min)	$2.39 \cdot 10^{-4}$
k_{o4} (L/min* <i>mol</i>)	$5.00 \cdot 10^{-4}$

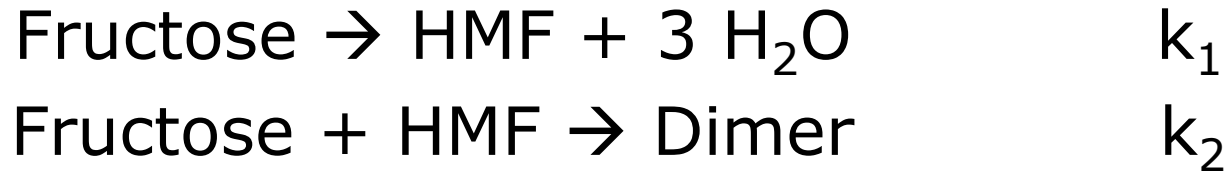
Pyranose \leftrightarrow *Furanose*

Furanose \rightarrow *HMF*

HMF + *Furanose* \rightarrow (*HMF* – *Furanose*)_{Dimer}

<i>Parameter</i>	<i>Value</i>
E_{act1} (kcal/mol)	7.02
E_{act2} (kcal/mol)	23.98
E_{act3} (kcal/mol)	28.67
k_{o1} (1/min)	$2.21 \cdot 10^{-1}$
k_{o2} (1/min)	$5.15 \cdot 10^{-3}$
k_{o3} (1/min)	$2.51 \cdot 10^{-4}$

Initial Reaction Scheme

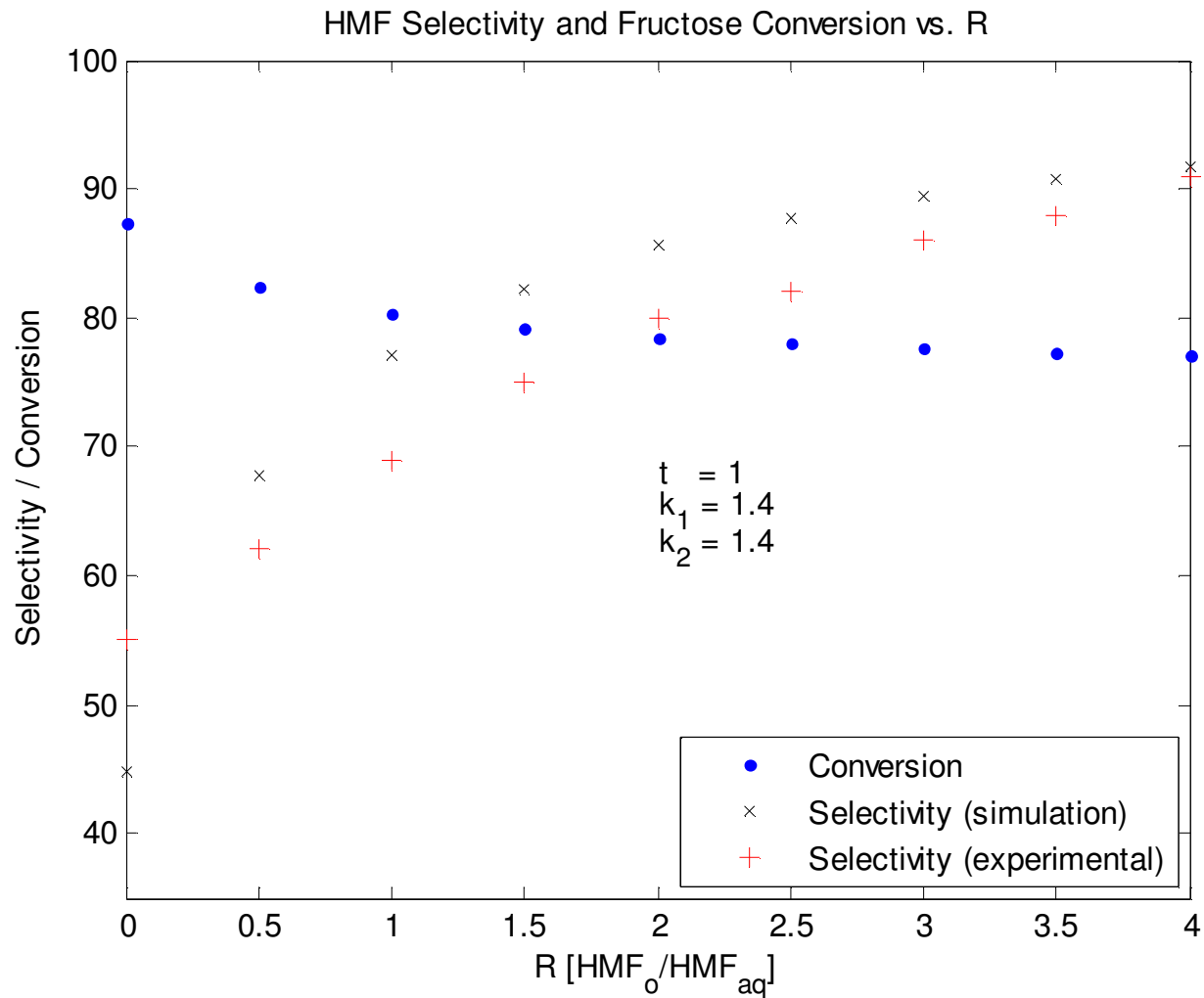


$$\frac{d[\text{Fructose}]}{dt} = -k_1 * [\text{Fructose}] \left(1 + \frac{k_2}{k_1} * [\text{HMF}] \right)$$

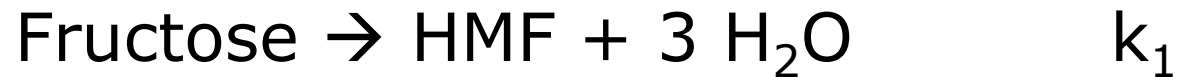
$$\frac{d[\text{HMF}]}{dt} = \frac{(k_1 * [\text{Fructose}] - k_2 * [\text{HMF}] * [\text{Fructose}])}{(1 + R * \eta)}$$

$$\frac{d[\text{Dimer}]}{dt} = k_2 * [\text{Fructose}] * [\text{HMF}]$$

Results: Initial Scheme



First Order HMF Decomposition



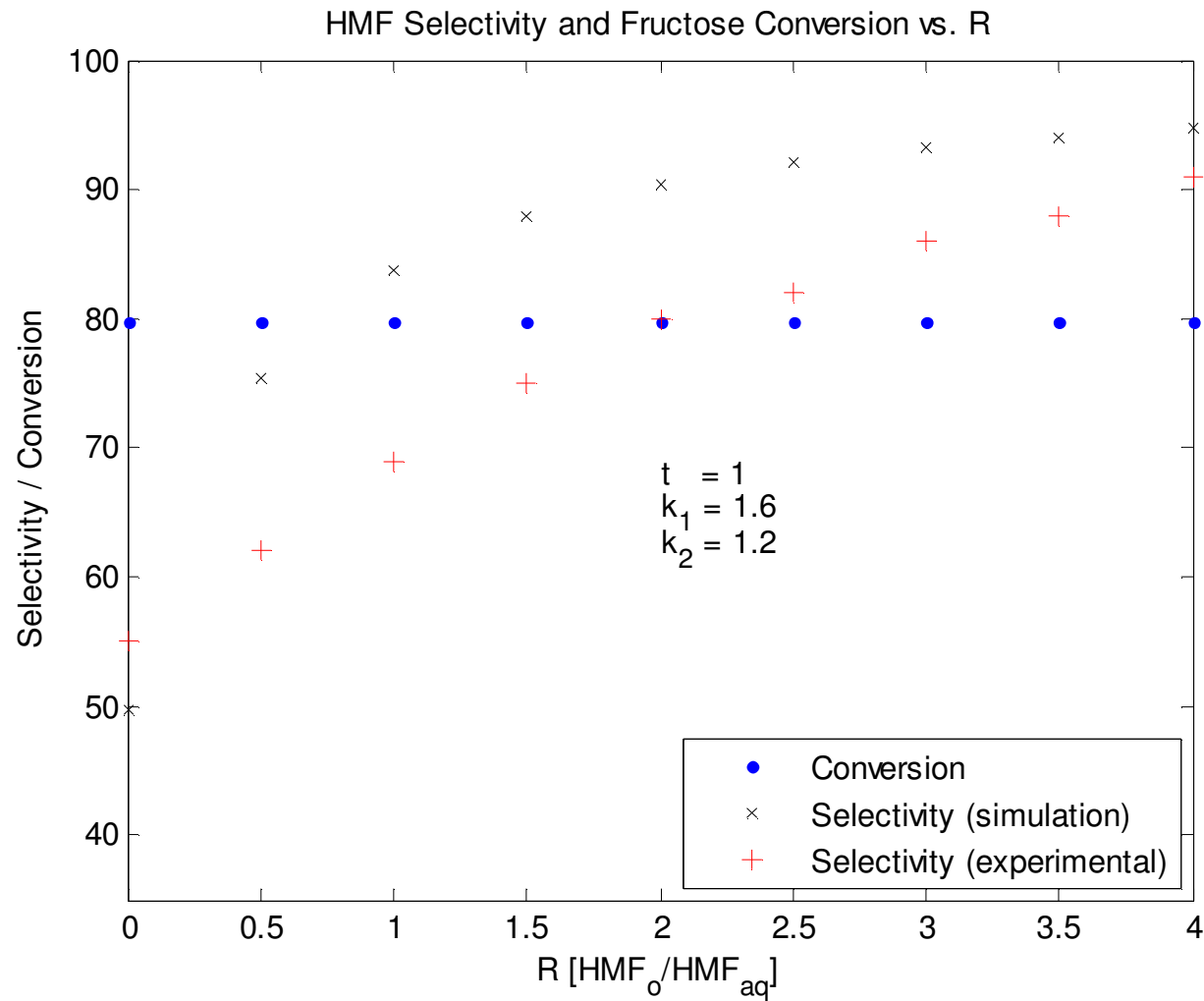
$$\frac{d[\text{Fructose}]}{dt} = -k_1 * [\text{Fructose}]$$

$$\frac{d[\text{HMF}]}{dt} = \frac{(k_1 * [\text{Fructose}] - k_2 * [\text{HMF}])}{(1 + R * \eta)}$$

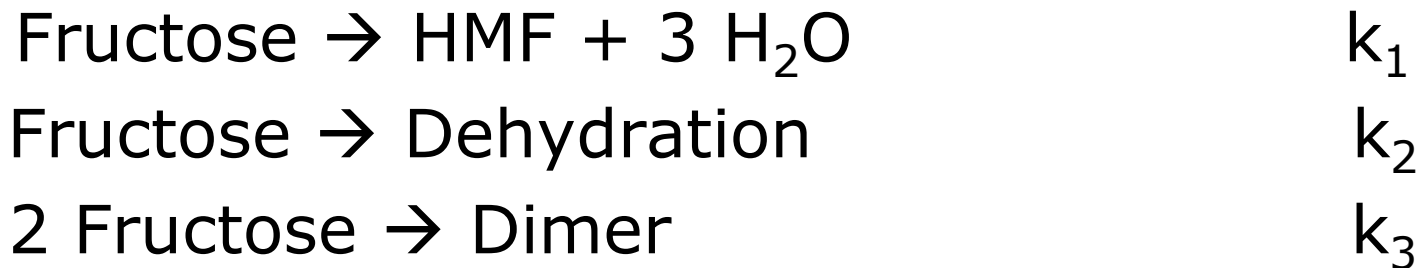
$$\frac{d[\text{Rehydration Products}]}{dt} = k_2 * [\text{HMF}]$$

Introduction	HMF Synthesis	Salt-out effect	DMF	Liquid alkanes	Future Perspectives
--------------	---------------	-----------------	-----	----------------	---------------------

Results: First Order HMF Decomposition



First and Second Order Fructose Decompositions



$$\frac{d[\text{Fructose}]}{dt} = -k_1 * [\text{Fructose}] - k_2 * [\text{Fructose}] - k_3 * [\text{Fructose}]^2$$

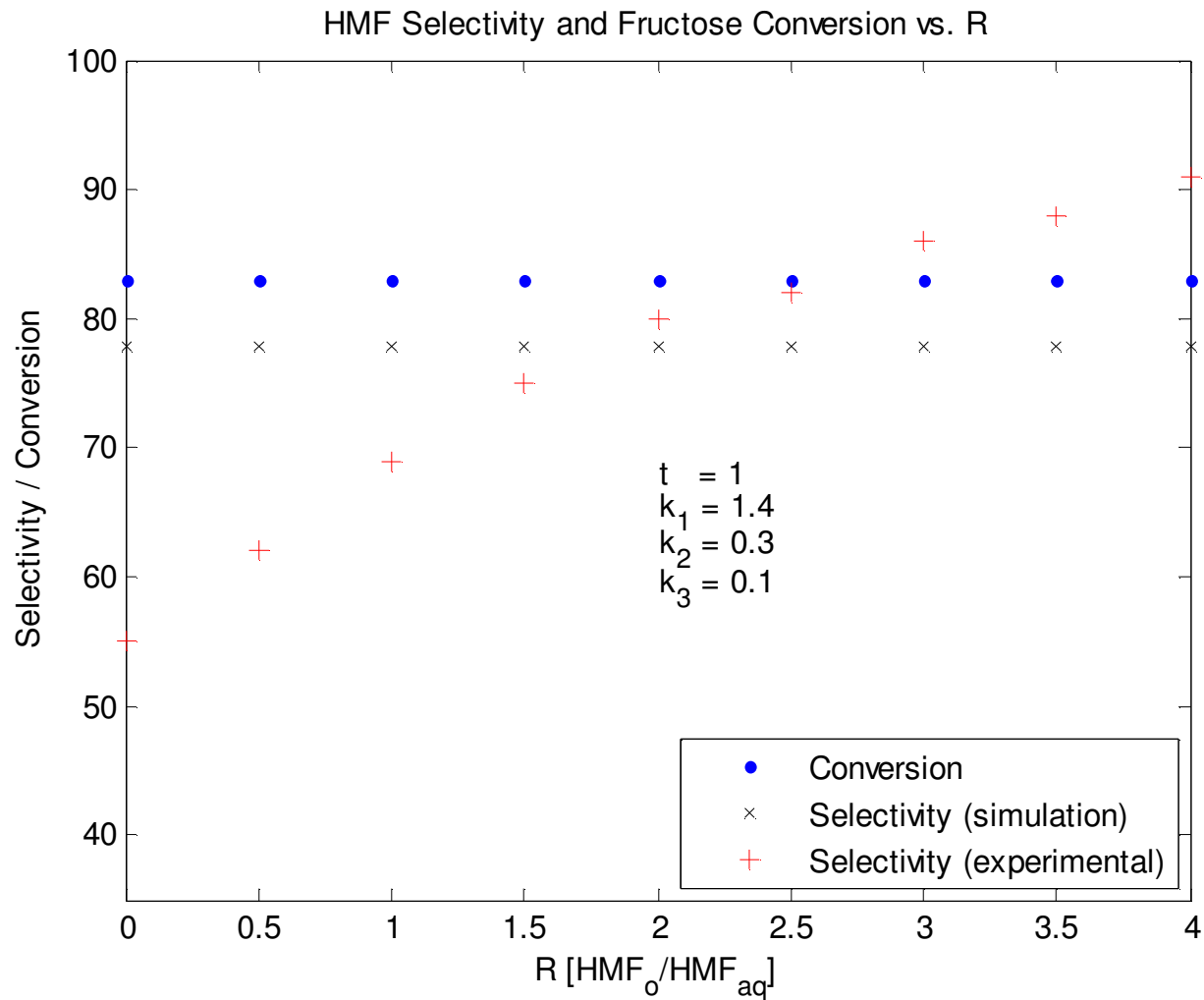
$$\frac{d[\text{HMF}]}{dt} = \frac{k_1 * [\text{Fructose}]}{(1 + R * \eta)}$$

$$\frac{d[\text{Rehydration Products}]}{dt} = k_2 * [\text{Fructose}]$$

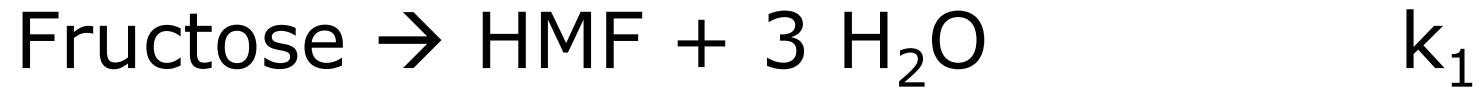
$$\frac{d[\text{Dimer}]}{dt} = k_3 * [\text{Fructose}]^2$$

Introduction	HMF Synthesis	Salt-out effect	DMF	Liquid alkanes	Future Perspectives
--------------	---------------	-----------------	-----	----------------	---------------------

Results: First and Second Order Fructose Decompositions



Second Order HMF Decomposition



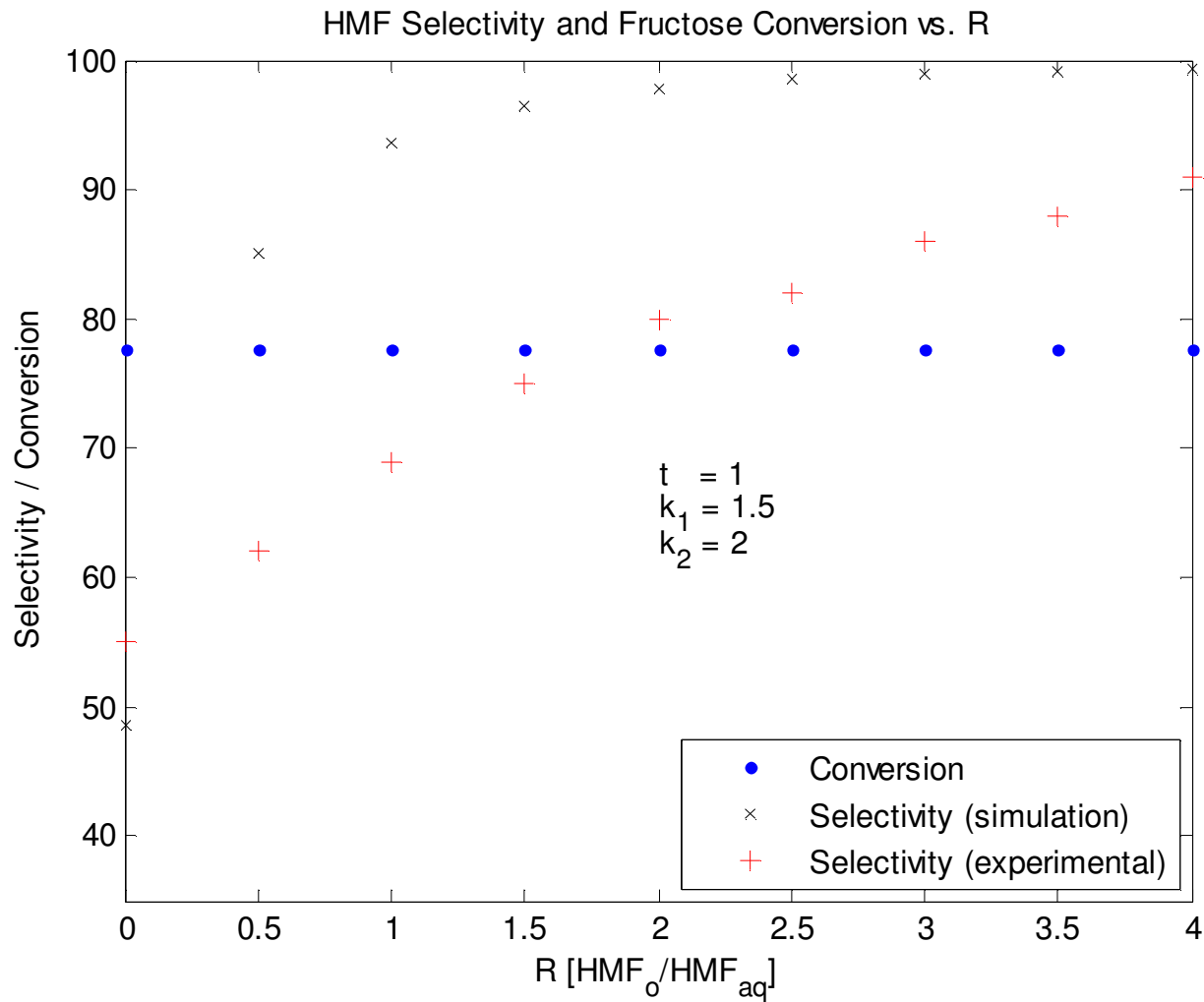
$$\frac{d[\text{Fructose}]}{dt} = -k_1 * [\text{Fructose}]$$

$$\frac{d[\text{HMF}]}{dt} = \frac{(k_1 * [\text{Fructose}] - k_2 * [\text{HMF}]^2)}{(1 + R * \eta)}$$

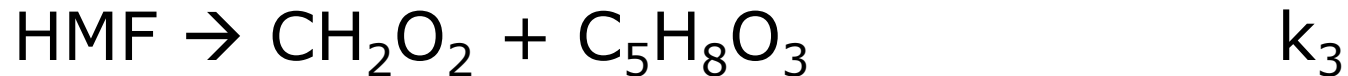
$$\frac{d[\text{Dimer}]}{dt} = k_2 * [\text{HMF}]^2$$

Introduction	HMF Synthesis	Salt-out effect	DMF	Liquid alkanes	Future Perspectives
--------------	---------------	-----------------	-----	----------------	---------------------

Results: Second Order HMF Decomposition



Initial Scheme with First Order HMF



$$\frac{d[\text{Fructose}]}{dt} = -k_1 * [\text{Fructose}] \left(1 + \frac{k_2}{k_1} * [\text{HMF}] \right)$$

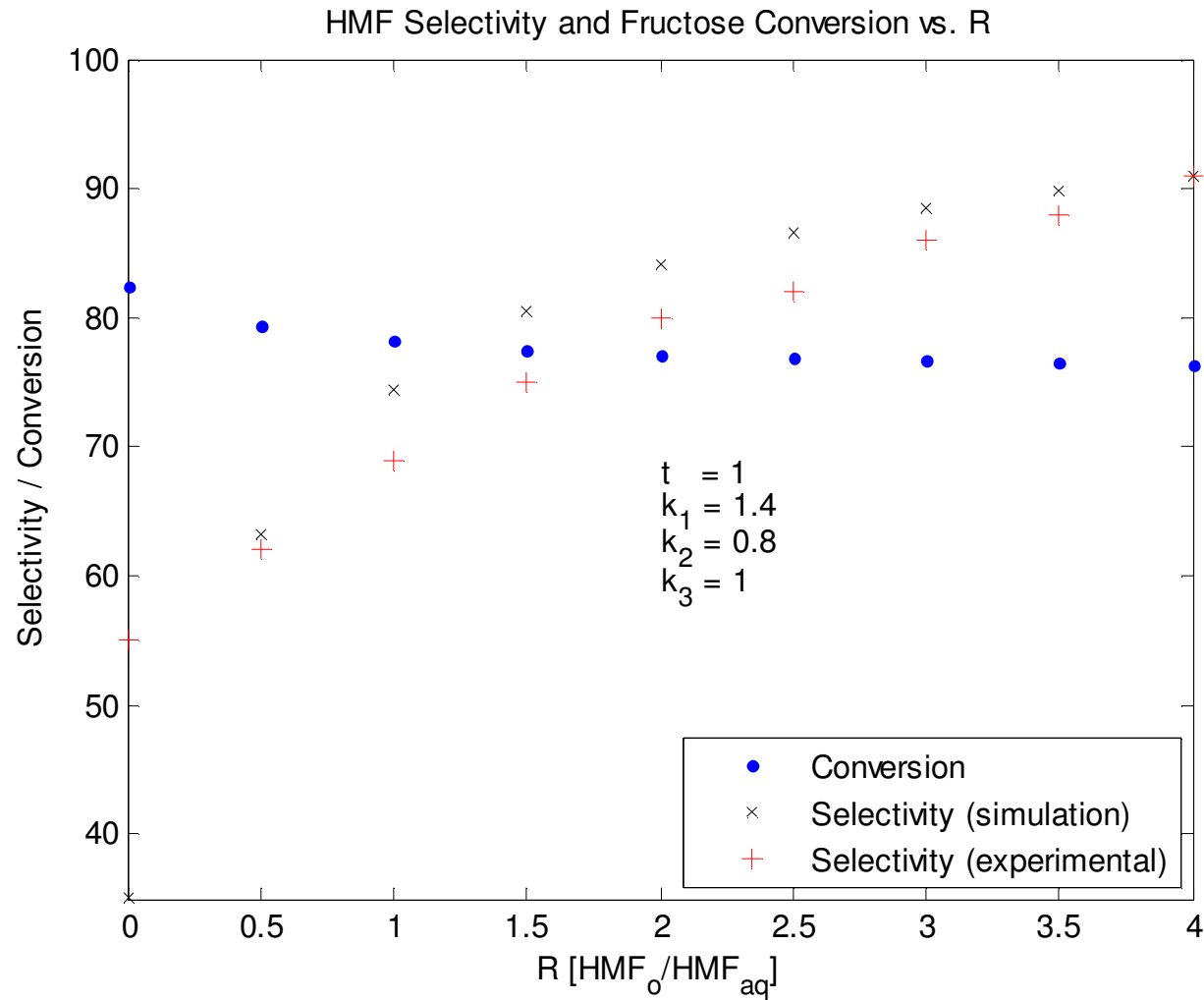
$$\frac{d[\text{HMF}]}{dt} = \frac{(k_1 * [\text{Fructose}] - k_2 * [\text{HMF}] * [\text{Fructose}] - k_3 * [\text{HMF}])}{(1 + R * \eta)}$$

$$\frac{d[\text{Dimer}]}{dt} = k_2 * [\text{Fructose}] * [\text{HMF}]$$

$$\frac{d[\text{Rehydration Products}]}{dt} = k_3 * [\text{HMF}]$$

Introduction	HMF Synthesis	Salt-out effect	DMF	Liquid alkanes	Future Perspectives
--------------	---------------	-----------------	-----	----------------	---------------------

Results: Initial Scheme with First Order HMF Decomposition

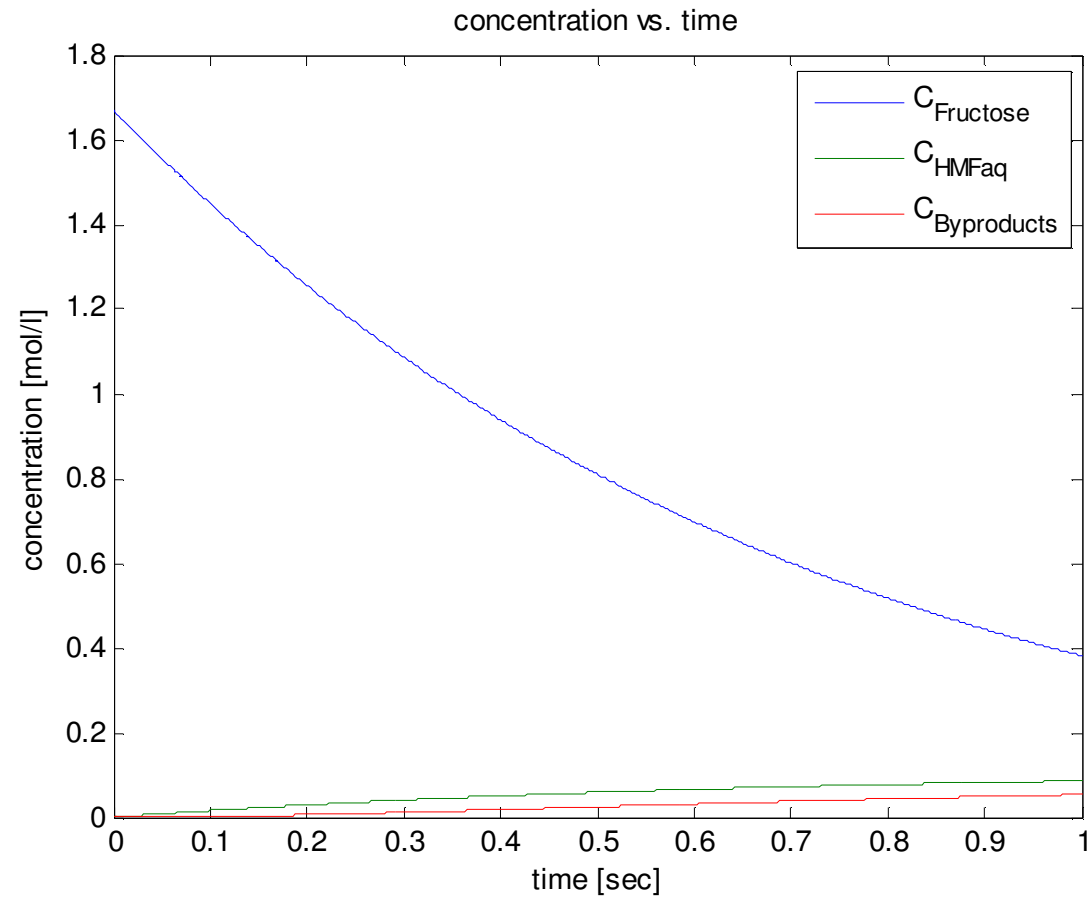


Conclusion

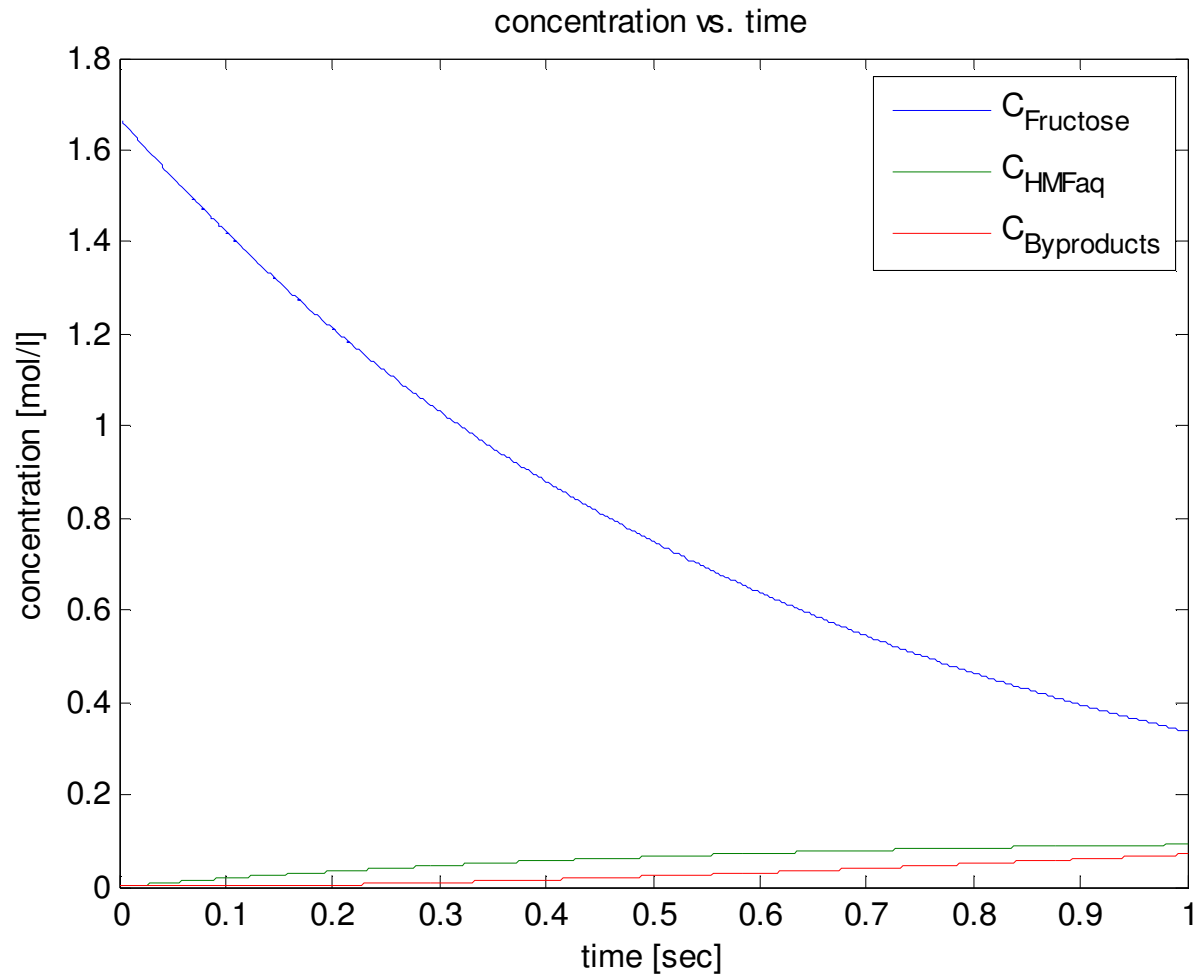
- Studied initial scheme
 - Simulation results are close to Experimental results
- Modeled various reaction schemes
 - Studied reaction kinetics
 - In the last case, where the decomposition of HMF was added to the initial scheme, the experimental data fit closely to the modeled data values.

Introduction	HMF Synthesis	Salt-out effect	DMF	Liquid alkanes	Future Perspectives
--------------	---------------	-----------------	-----	----------------	---------------------

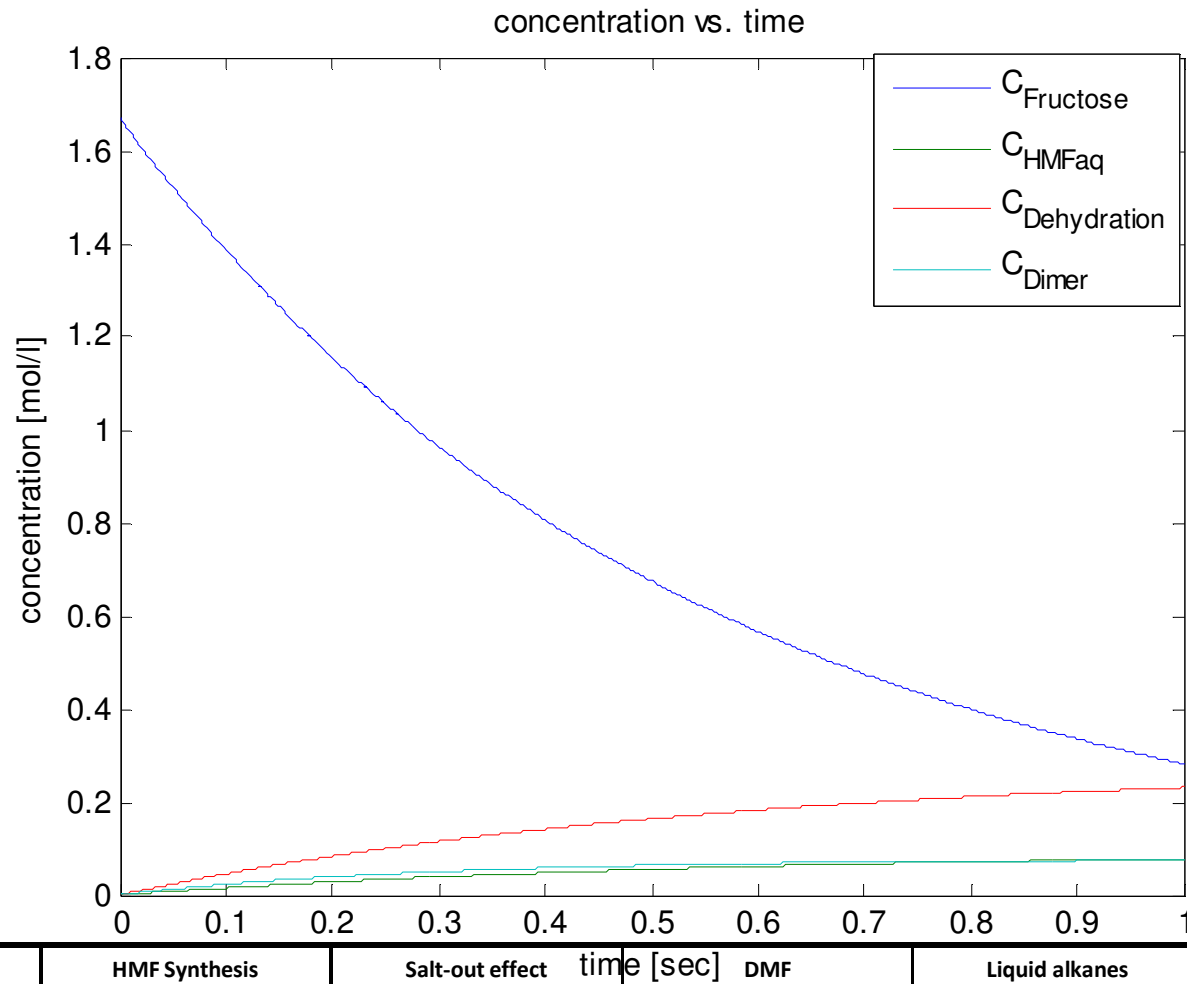
First Scheme



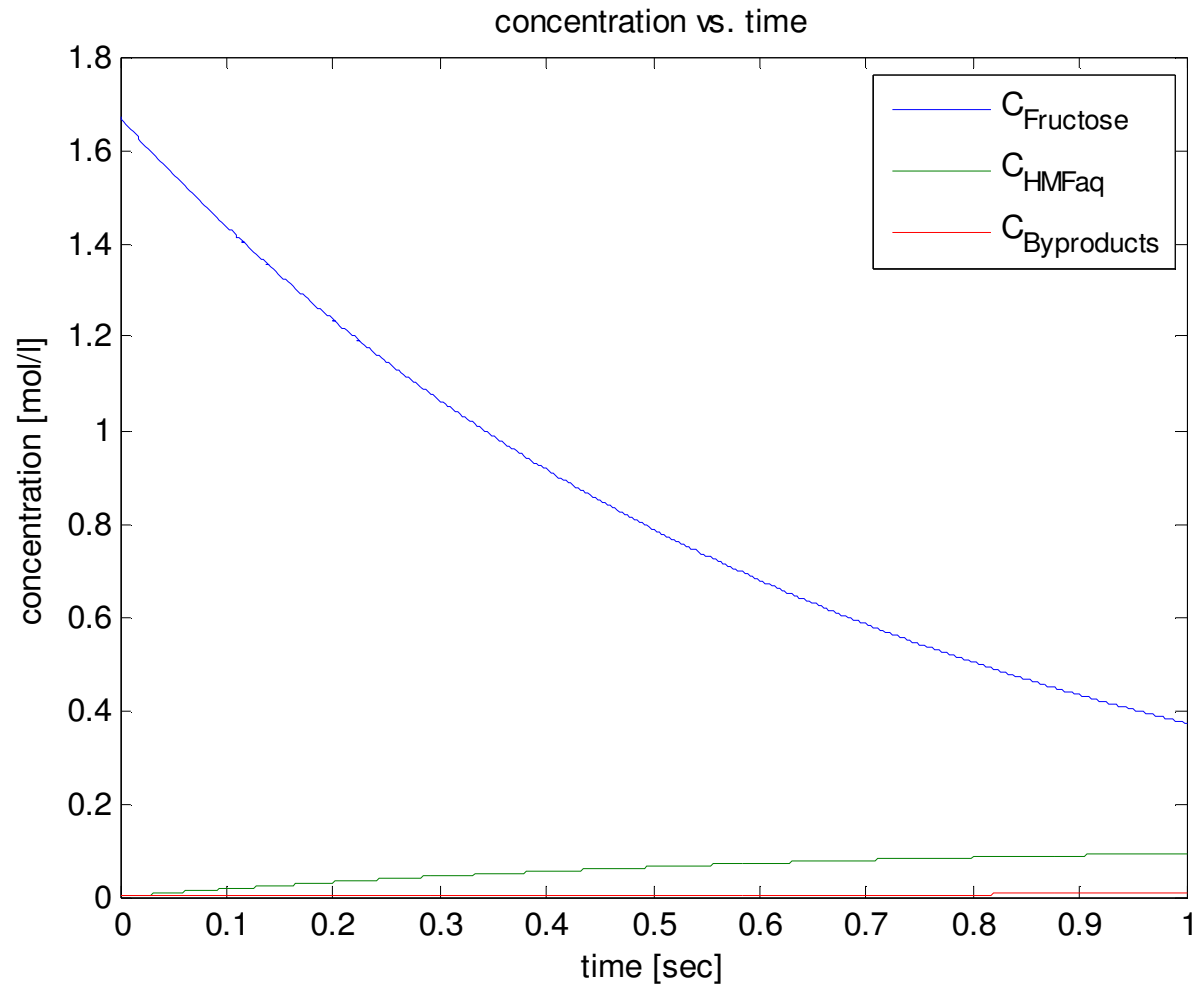
Second Scheme



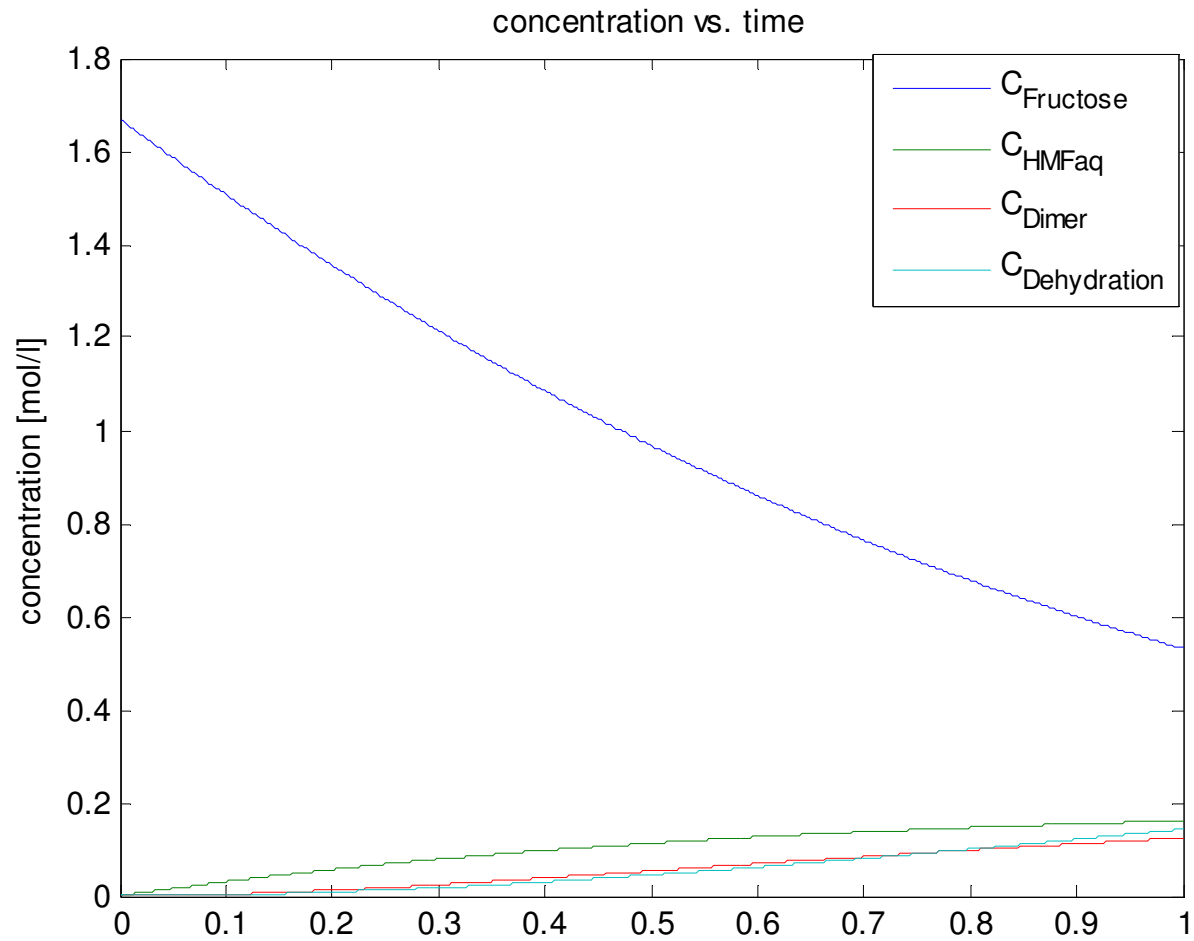
Third Scheme



Fourth Scheme



Fifth Scheme



Temperature effect

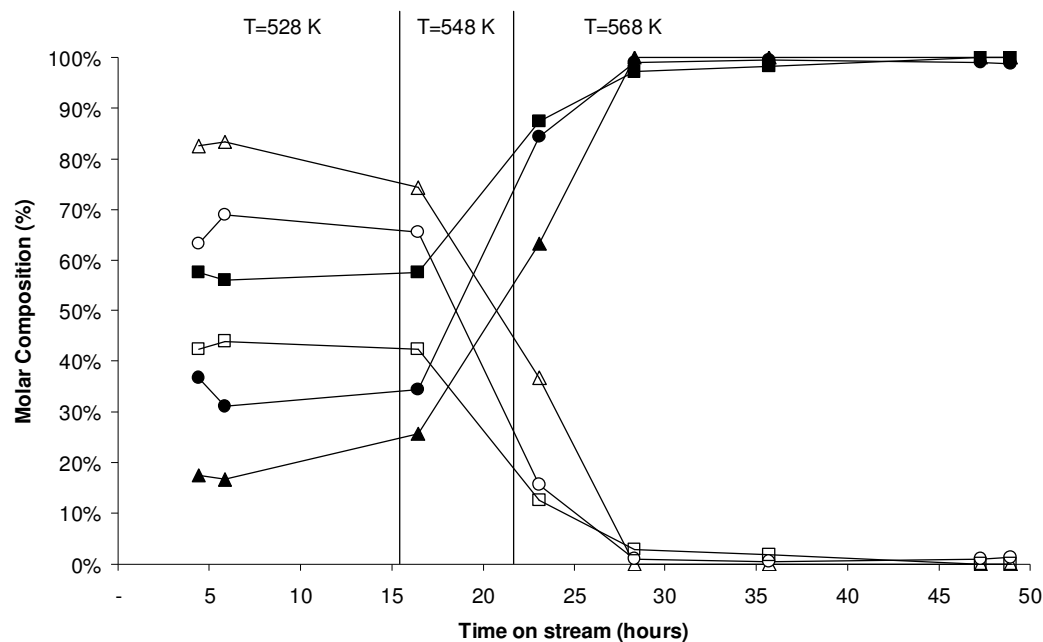


Figure 6. Effect of temperature on dehydration/hydrogenation of hydrogenated FUR-acetone condensation products over Pt-NbOPO₄ at WHSV = 1.5 (hour⁻¹).

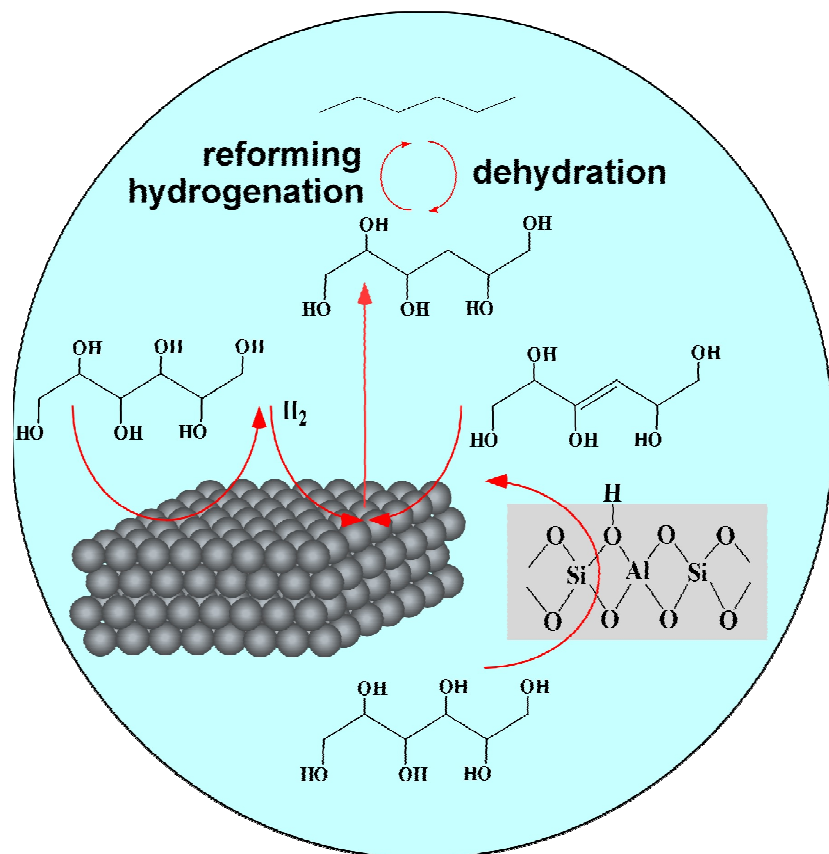
Black – Alkanes, White – Oxygenates

Triangle – F derived alkanes and oxygenates

Circle – F-K derived alkanes and oxygenates

Square – F-K-F derived alkanes and oxygenates

Reforming and reduction reactions



- Alkanes are produced from carbohydrates by a bi-functional mechanism involving:
 - Dehydration on acid sites
 - Hydrogenation on metal sites
 - Reforming on metal sites.
- The selectivity to heavier alkanes is increased by increasing the acidity of catalyst or the feed.
- Hydrogen can be produced in-situ or co-fed into reactor.
- Co-feeding H₂ with the feed increases the selectivity to heavier alkanes.